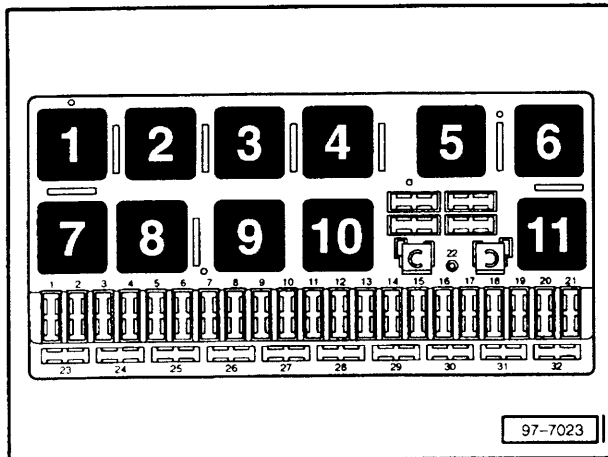


Radio Gamma, Radio Delta, Audi Coupé

From 1996 Model Year

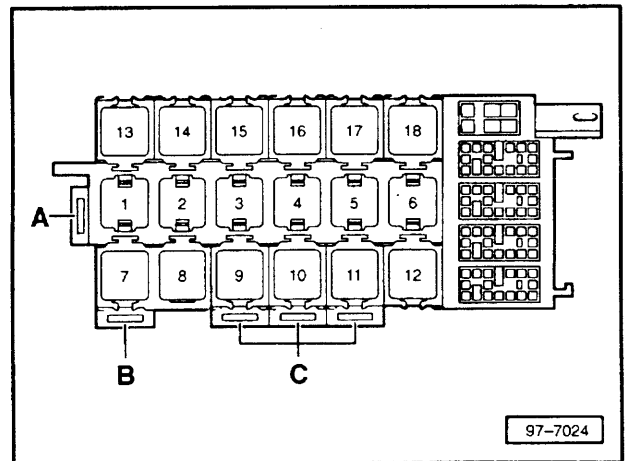
Position of relays
also see "Fitting Locations" section

Relay plate with fuse holder:




Position of relays:

Auxiliary relay carrier, front
(under dash panel, left)



Position of relays:

Auxiliary relay carrier, rear
(under seat bench, left)

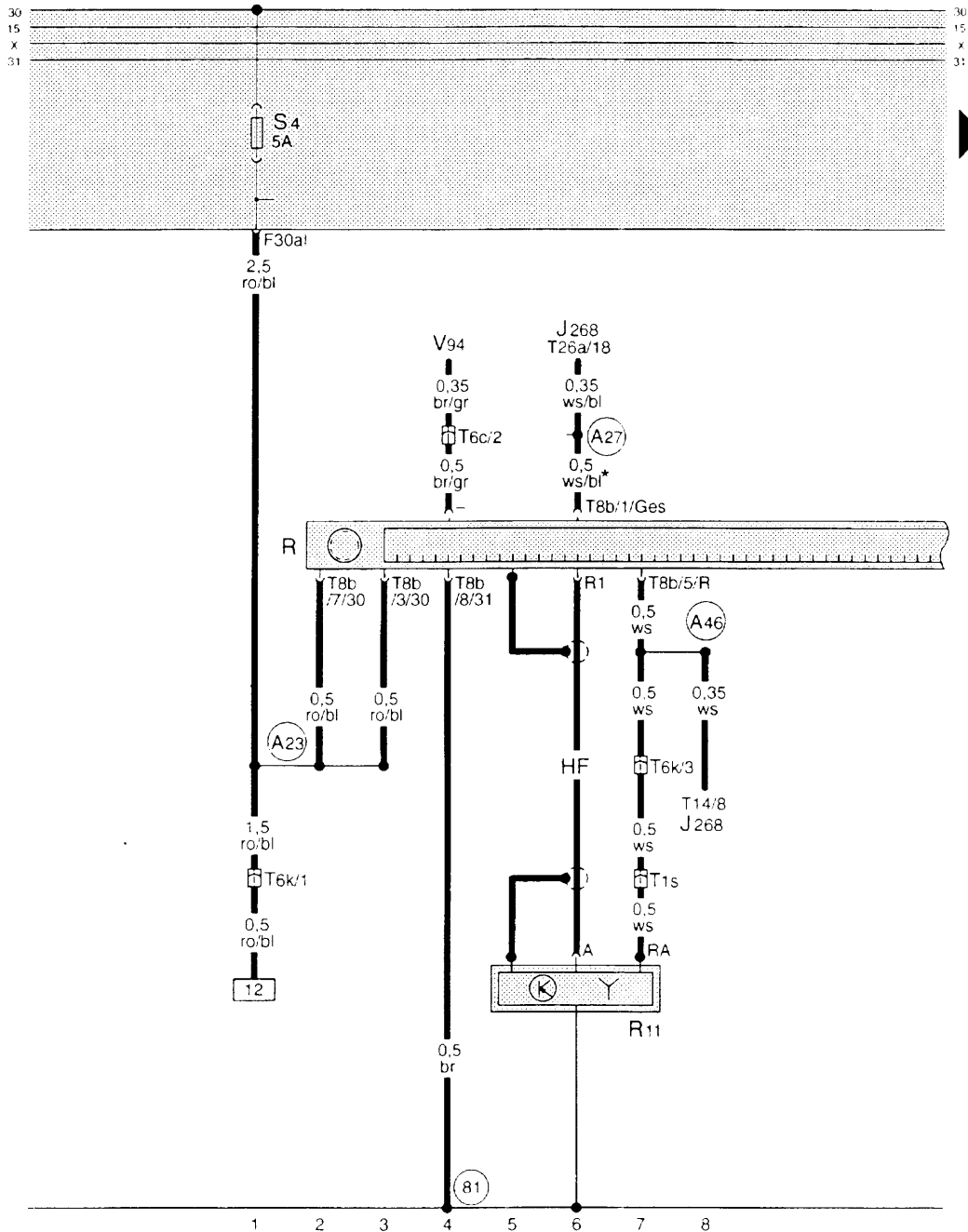


Position of relays:

Fuse colours:

- 30 A - green
- 25 A - white
- 20 A - yellow
- 15 A - blue
- 10 A - red
- 5 A - beige

Radio Gamma, radio Delta

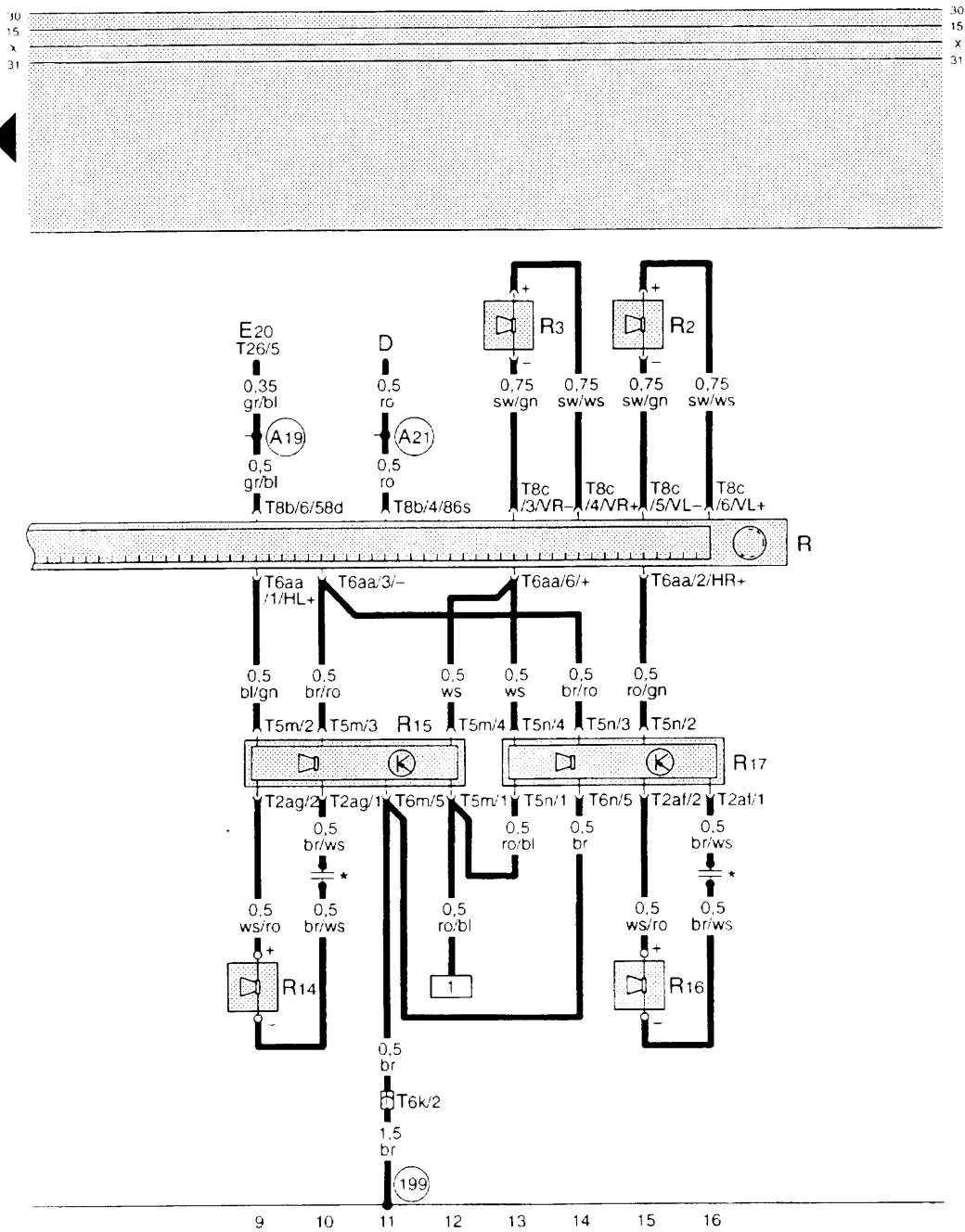


- ws = white
- sw = black
- ro = red
- br = brown
- gn = green
- bl = blue
- gr = grey
- li = purple
- ge = yellow

- J 268 - Control unit for mini-check-system
- R - Radio
- R 11 - Aerial
- T 1 s - Connector, single, near gearchange lever
- T 6 c - Connector, 6-pin, black, behind dash panel, left
- T 6 k - Connector, 6-pin, black, behind console
- T 8 b - Connector, 8-pin, on radio
- T 14 - Connector, 14-pin, white, on dash panel insert (mini-check system)
- T 26 a - Connector, 26-pin, blue, on dash panel insert
- V 94 - Motor for central locking with control unit for interior lights switch-off delay and anti-theft alarm system

- 81 - Earth connection -1-, in dash panel wiring loom
- A23 - Connection (30a1), in dash panel wiring loom
- A27 - Connection (speed signal), in dash panel wiring loom
- A46 - Positive (+) connection (30 - from radio), in dash panel wiring loom
- - only with radio Gamma

Radio Gamma, radio Delta



- ws = white
- sw = black
- ro = red
- br = brown
- gn = green
- bl = blue
- gr = grey
- li = purple
- ge = yellow

- D - Ignition/starter switch
- E 20 - Switches and instruments - lighting control
- R - Radio
- R 2 - Front left loudspeaker
- R 3 - Front right loudspeaker
- R 14 - Treble loudspeaker rear left
- R 15 - Bass loudspeaker rear left
- R 16 - Treble loudspeaker rear right
- R 17 - Bass loudspeaker rear right
- T 2 af - Connector, 2-pin, on loudspeaker rear right
- T 2 ag - Connector, 2-pin, on loudspeaker rear left
- T 5 m - Connector, 5-pin, on loudspeaker, rear left
- T 5 n - Connector, 5-pin, on loudspeaker, rear right
- T 6 k - Connector, 6-pin, black, behind console
- T 6 aa - Connector, 6-pin, yellow, on radio
- T 8 b - Connector, 8-pin, on radio
- T 8 c - Connector, 8-pin, on radio
- T 26 - Connector, 26-pin, yellow, on dash panel insert

- 199 - Earth connection -3-, in dash panel wiring loom
- A19 - Connection (58d), in dash panel wiring loom
- A21 - Connection (86s), in dash panel wiring loom
- * - capacitor wrapped in wiring loom