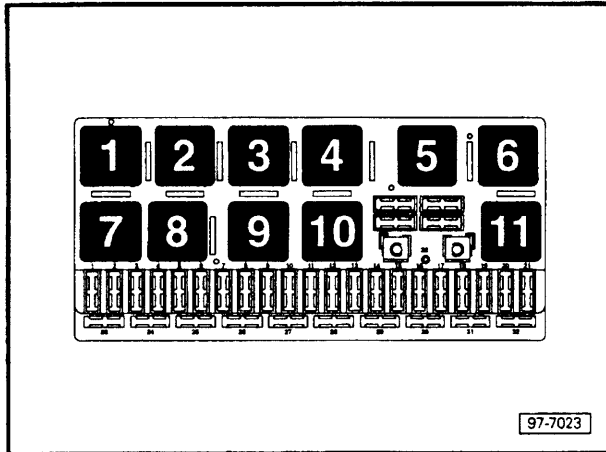


**Electric sliding roof with automatic preselector,
Audi Coupé**

from July 1994

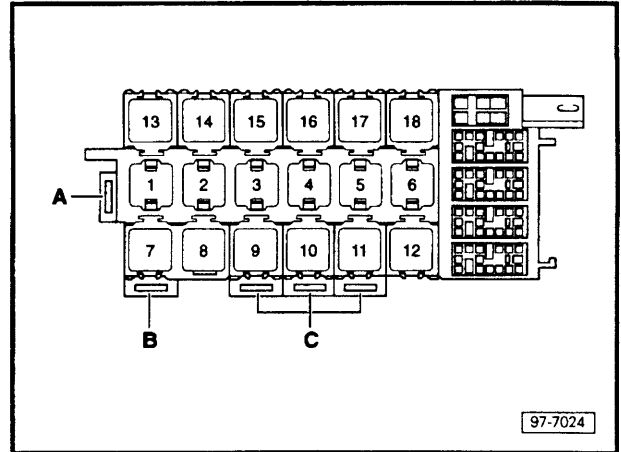
Position of relays
also see "Fitting Locations" section

Relay plate with fuse holder:




Position of relays:

Auxiliary relay carrier, front
(under dash panel, left)



Position of relays:

Auxiliary relay carrier, rear
(under seat bench, left)

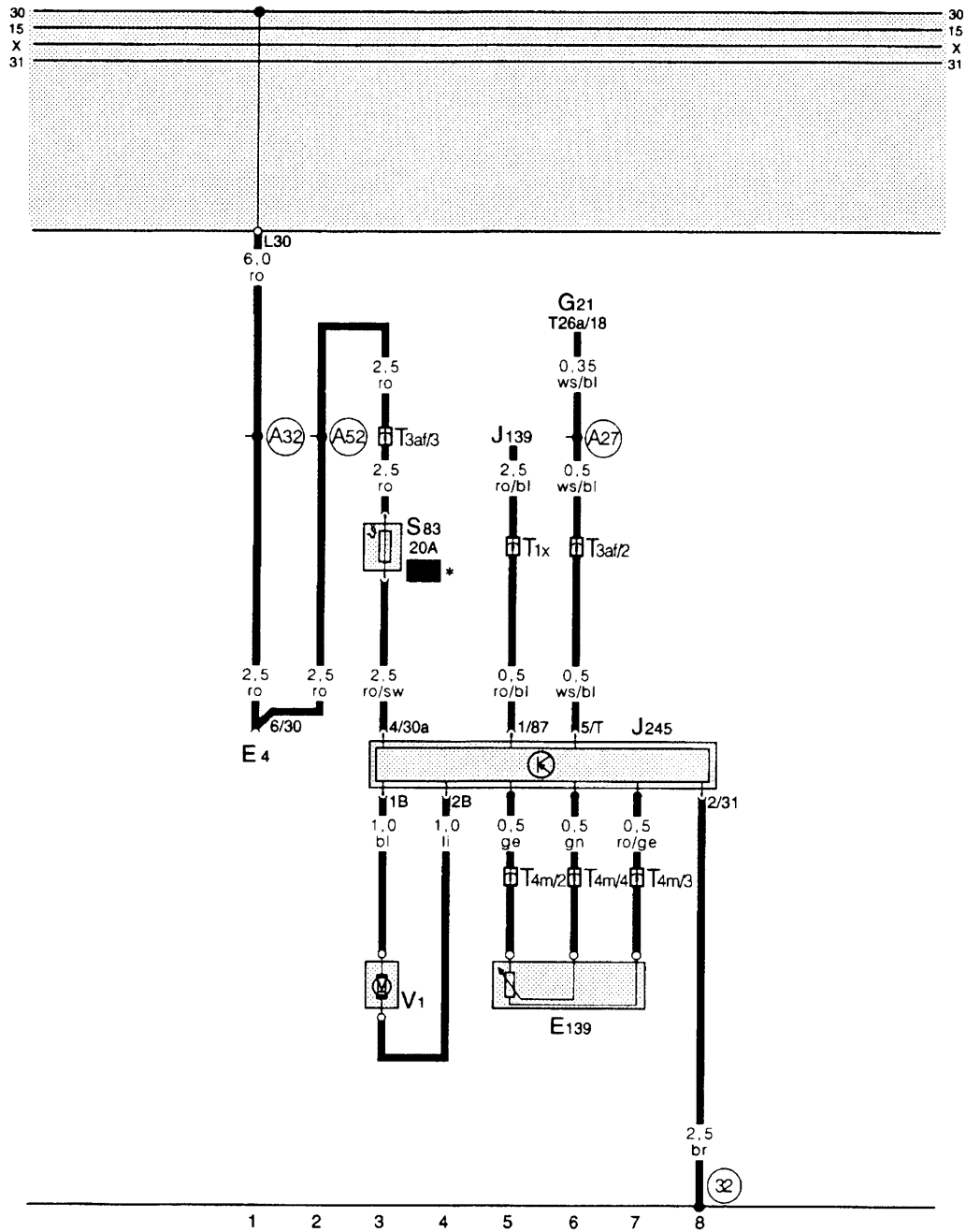


Position of relays:

Fuse colours:

- 30 A - green
- 25 A - white
- 20 A - yellow
- 15 A - blue
- 10 A - red
- 5 A - beige

Electric sliding roof with automatic preselector



- bl = blue
- br = brown
- ge = yellow
- gn = green
- gr = grey
- li = purple
- ro = red
- sw = black
- ws = white

- E 4 - Headlight/dipper flasher switch
- E 139 - Regulator for sliding roof adjustment
- G 21 - Speedometer
- J 139 - Control unit for window lifter/vent wings and sliding roof
- J 245 - Control unit for sliding roof adjustment
- S 83 - Thermo fuse for sliding roof
- T 1 x - Connector, single pin, green, behind dash panel, left
- T 3 af - Connector, 3-pin, white, behind dash panel, left
- T 4 m - Connector, 4-pin, near potentiometer
- T 26 a - Connector, 26-pin, blue, on dash panel insert
- V 1 - Sliding roof motor

- 32 - Earth point, behind dash panel, left
- A27 - Connection (speed signal), in dash panel wiring loom
- A32 - Positive connection (30), in dash panel wiring loom
- A52 - Positive connection (30), in dash panel wiring loom

* - insert on any free relay position

97-17104