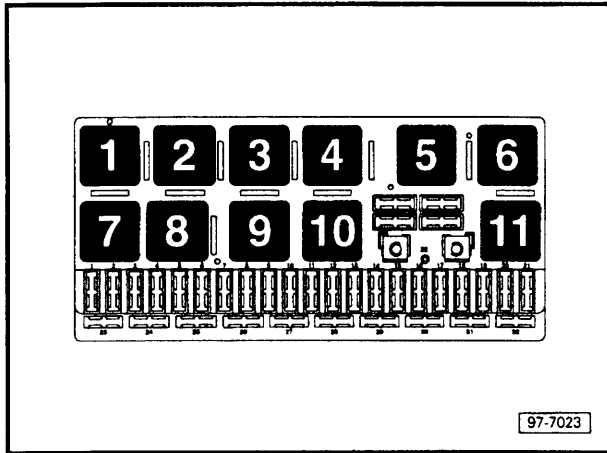


Towing bracket with auto-check system, Audi Coupé

from July 1994

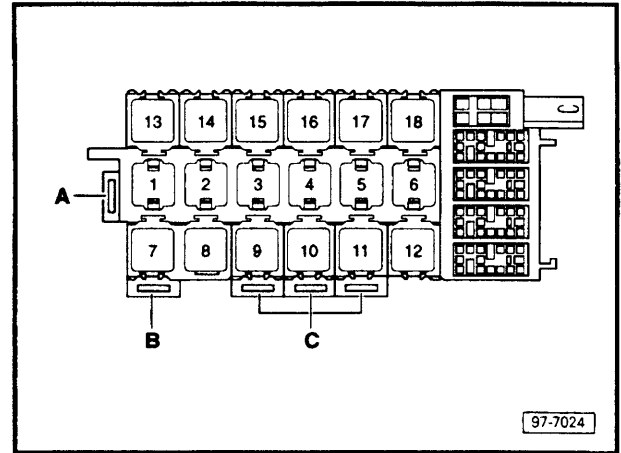
Position of relays
also see "Fitting Locations" section

Relay plate with fuse holder:



Position of relays:

Auxiliary relay carrier, front
(under dash panel, left)




Position of relays:

15 - Bulb monitoring device, front

Fuse colours:

- 30 A - green
- 25 A - white
- 20 A - yellow
- 15 A - blue
- 10 A - red
- 5A - beige

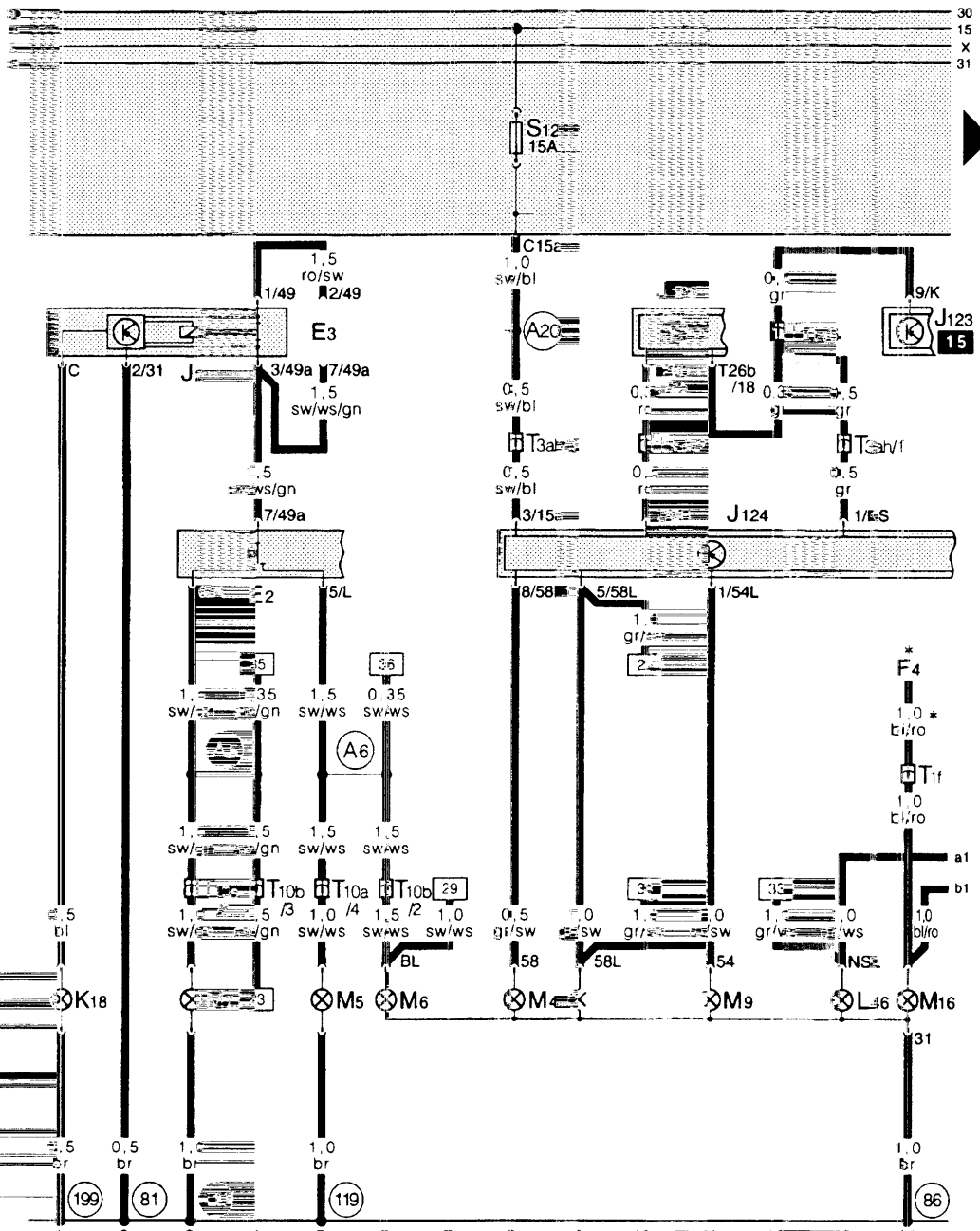
Auxiliary relay carrier, rear
(under seat bench, left)



Position of relays:

19 - Cut-out relay for rear fog light
(trailer towing)

Towing auto-check system

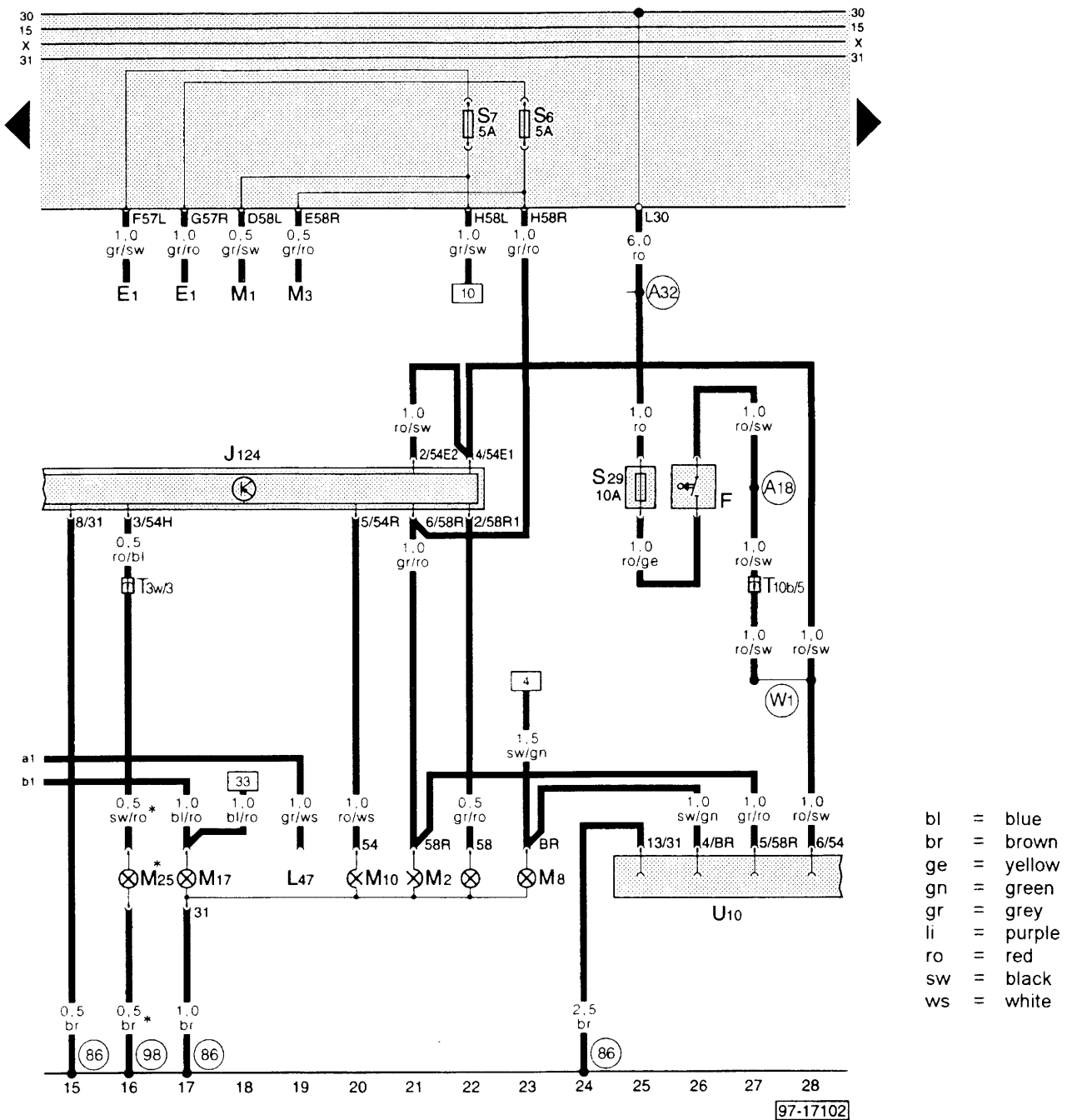


- bl = blue
- br = brown
- ge = yellow
- gn = green
- gr = grey
- li = purple
- ro = red
- sw = black
- ws = white

- E 2 - Turn signal
- E 3 - Emergency flasher
- F 4 - Rear window defogger
- J 2 - Emergency flasher
- J 123 - Bulb socket, front
- J 124 - Bulb socket, rear
- J 189 - Automatic lamp
- K 18 - Trailer lamp
- L 46 - Rear window defogger
- M 4 - Tail lamp
- M 5 - Front lamp
- M 6 - Rear lamp
- M 7 - Front lamp
- M 9 - Brake lamp
- M 16 - Reverse lamp
- T 1 f - Connector, behind dash panel
- T 3 a h - Connector, behind dash panel
- T 10 a - Connector, connector point
- T 10 b - Connector, 1 brown, connector point in auxiliary relay
- T 26 b - Connector, 2 white, on panel insert (check display)
- 81 - Earth connection, in dash wiring loom
- 86 - Earth connection, in rear wiring loom
- 119 - Earth connection, in headlight wiring loom
- 199 - Earth connection, in dash wiring loom
- A5 - Positive (+) connection (turn right), in dash panel wiring loom
- A6 - Positive (+) connection (turn left), in dash panel wiring loom
- A20 - Connection in dash wiring loom
- * - on vehicle manual box

7-17101

Towing bracket with auto-check system



- E 1 - Lighting switch
- F - Brake light switch
- J 124 - Bulb monitoring device rear
- L 47 - Rear fog light bulb, right
- M 1 - Side light bulb, left
- M 2 - Tail light bulb, right
- M 3 - Side light bulb, right
- M 8 - Rear right turn signal bulb
- M 10 - Brake light bulb, right
- M 17 - Reversing light bulb, right
- M 25 - Bulb for high mounted brake light
- S 29 - Fuse for brake light (in add. fuse holder)
- T 3 w - Connector, 3-pin, black, in luggage boot, left
- T 10 b - Connector, 10-pin, brown, connector point in aux. relay carrier
- U 10 - Trailer socket

- 86 - Earth connection -1-, in rear wiring loom
- 98 - Earth connection, in tailgate wiring loom
- A18 - Connection (54), in dash panel wiring loom
- A32 - Positive connection (30), in dash panel wiring loom
- W1 - Positive (+) connection (54), in rear wiring loom
- * - only with high mounted brake light

