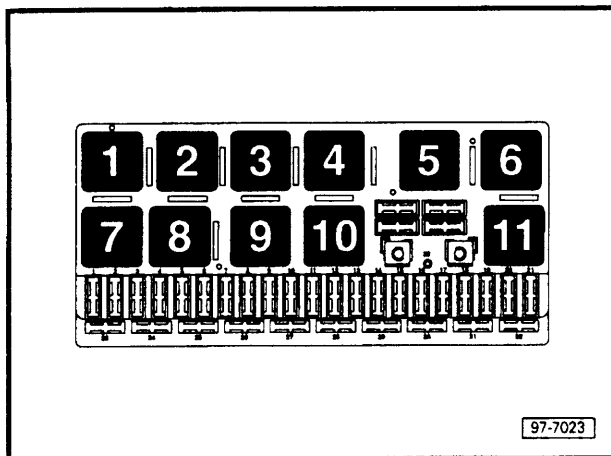


# Daylight driving lights with front and rear fog lights, Audi Coupè

from July 1994

Position of relays  
also see "Fitting Locations" section

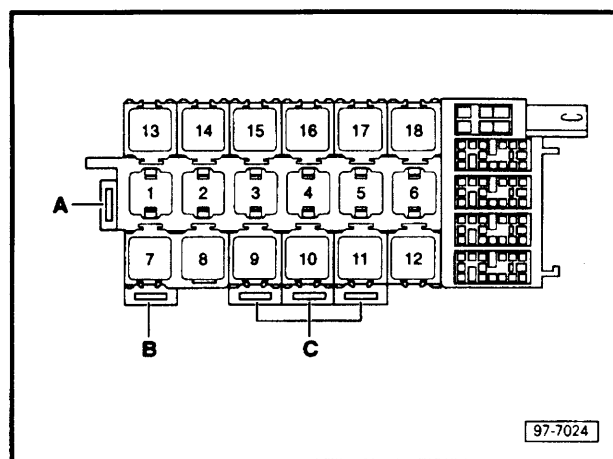
Relay plate with fuse holder:



Position of relays:

- 1** - Jumper
- 5** - Relief relay for X contact


Auxiliary relay carrier, front  
(under dash panel, left)



Position of relays:

- 10** - Relay for daylight driving lights
- 11** - Driving light relay

Auxiliary relay carrier, rear  
(under seat bench, left)

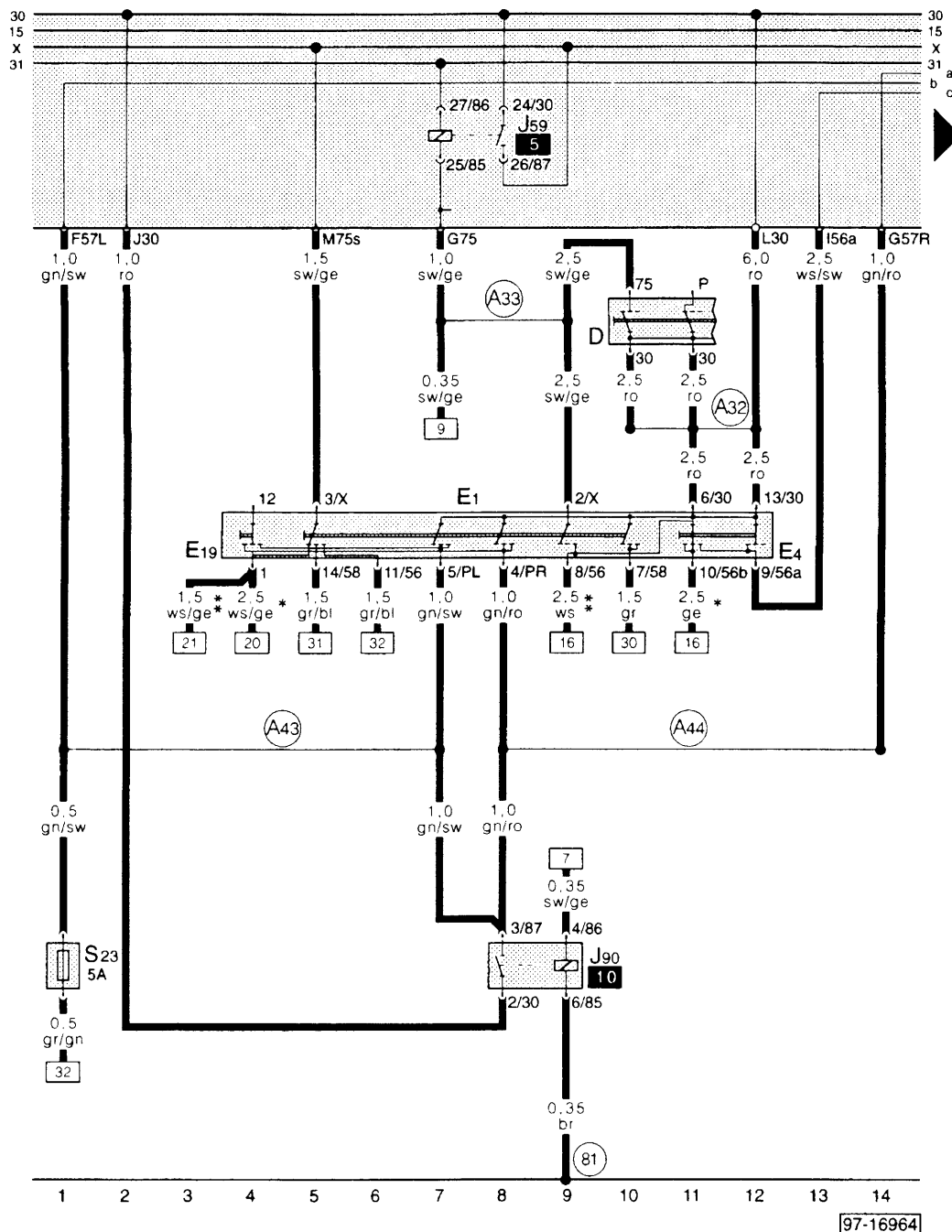


Position of relays:

Fuse colours:

- 30 A - green
- 25 A - white
- 20 A - yellow
- 15 A - blue
- 10 A - red
- 5 A - beige

Daylight driving lights with front and rear fog lights

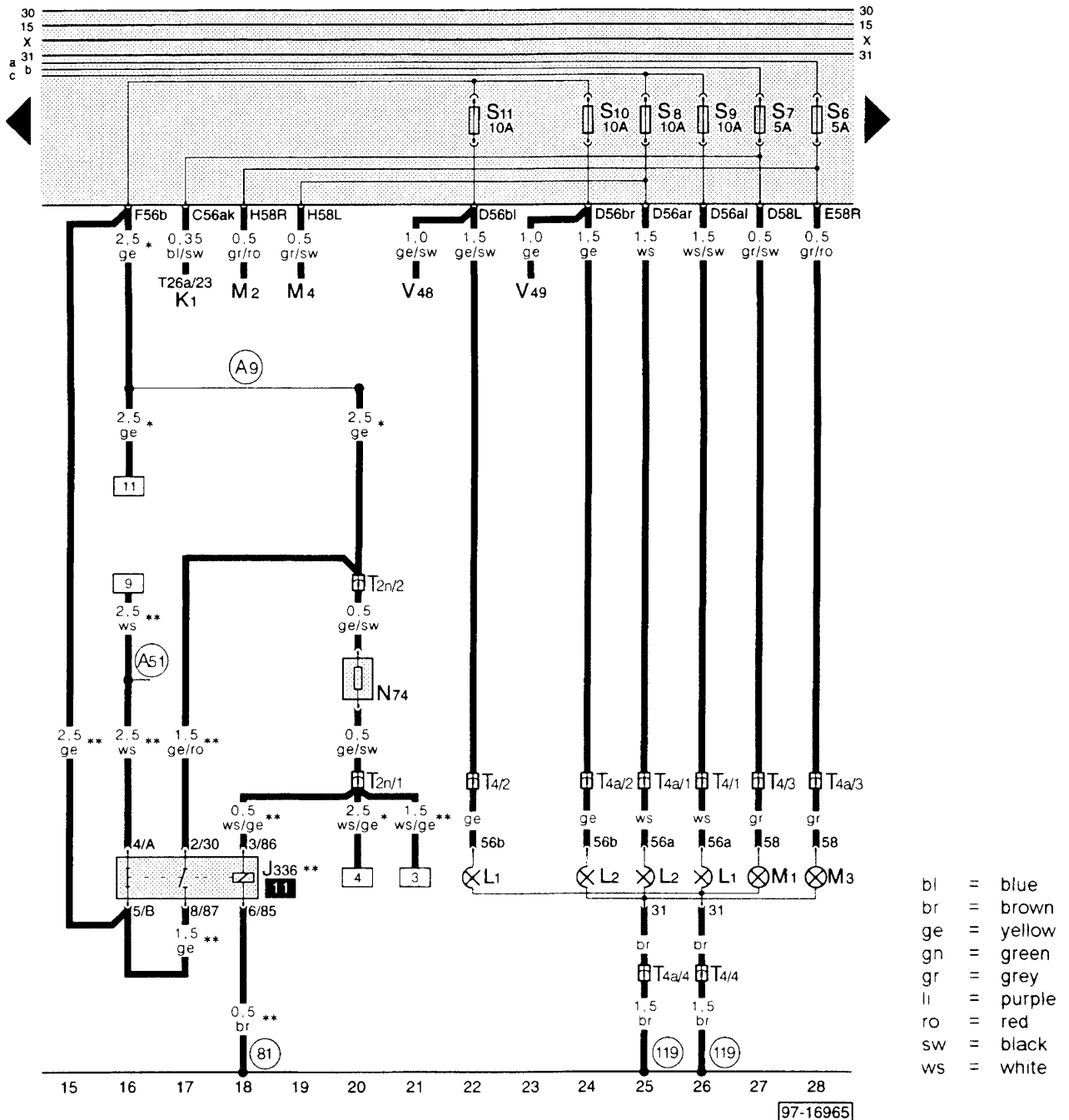


- bl = blue
- br = brown
- ge = yellow
- gn = green
- gr = grey
- li = purple
- ro = red
- sw = black
- ws = white

- D - Ignition/starter switch
- E 1 - Lighting switch
- E 4 - Headlight dipper/flasher switch
- E 19 - Parking light switch
- J 59 - Relief relay for X contact
- J 90 - Daylight driving light switch-on relay
- S 23 - Fuse for daylight driving lights (in aux. fuse holder)

- (81) - Earth connection -1-, in dash panel wiring loom
- (A32) - Positive connection (30), in dash panel wiring loom
- (A33) - Connection (75), in dash panel wiring loom
- (A43) - Connection (57L), in dash panel wiring loom
- (A44) - Connection (57R), in dash panel wiring loom
- \* - Not with 5-cylinder (2.2 ltr. Motronic, 169 kW -S2-)
- \*\* - Only with 5-cylinder (2.2 ltr. Motronic, 169 kW -S2-)

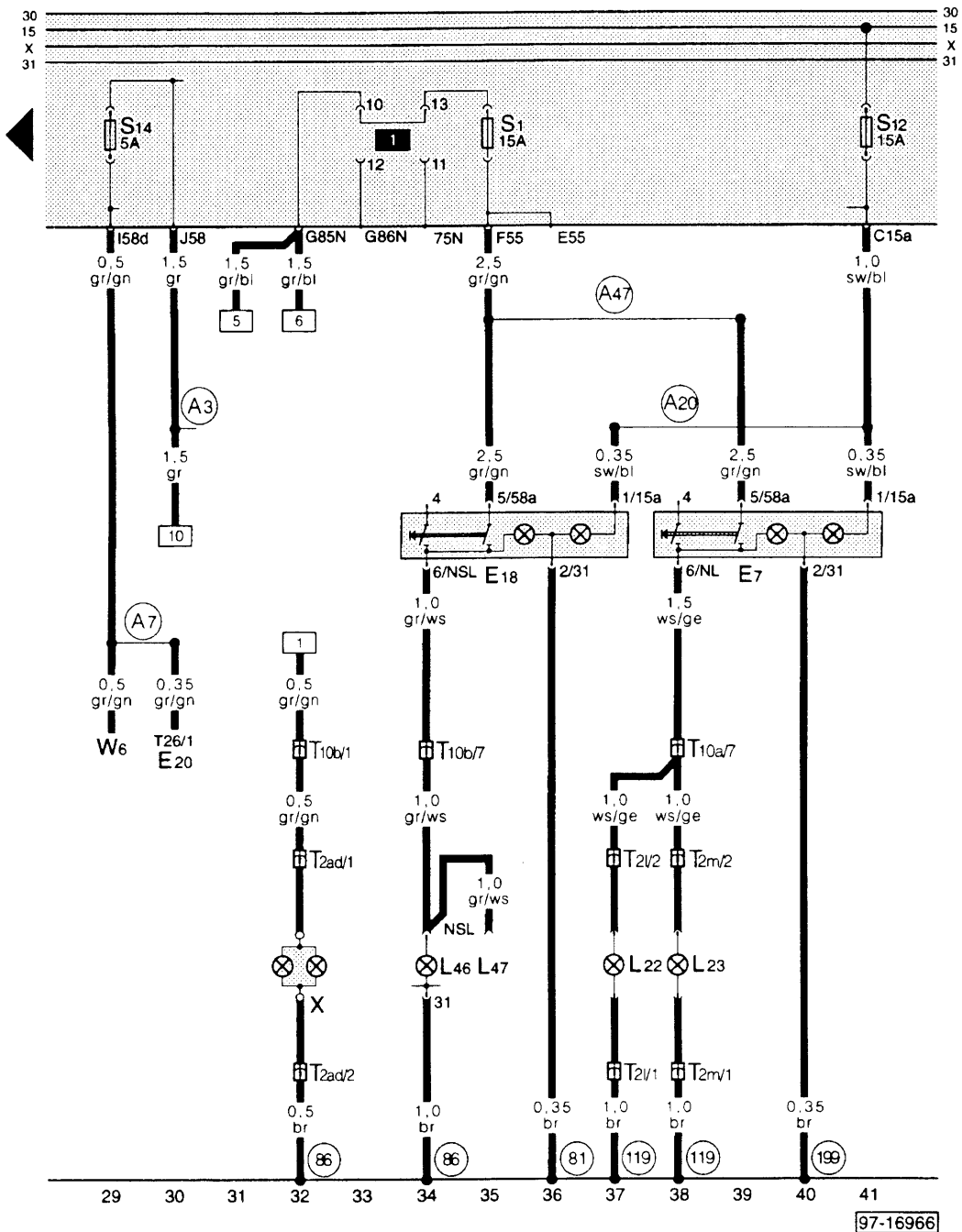
Daylight driving lights with front and rear fog lights



- J 336 - Driving light relay
- K 1 - Main beam warning lamp
- L 1 - Twin filament bulb for headlight, left
- L 2 - Twin filament bulb for headlight, right
- M 1 - Side light bulb, left
- M 2 - Tail light bulb, right
- M 3 - Side light bulb, right
- M 4 - Tail light bulb, left
- N 74 - Resistance wire
- T 2 n - Connector, 2-pin, brown, behind dash panel, left
- T 4 - Connector, 4-pin, near headlight, left
- T 4 a - Connector, 4-pin, near headlight, right
- T 26 a - Connector, 26-pin, blue, on dash panel insert
- V 48 - Beam adjustment motor, left
- V 49 - Beam adjustment motor, right

- (81) - Earth connection -1-, in dash panel wiring loom
- (119) - Earth connection -1-, in headlight wiring loom
- (A9) - Positive (+) connection (56b), in dash panel wiring loom
- (A51) - Connection (56), in dash panel wiring loom
- \* - Not with 5-cylinder (2.2 ltr. Motronic, 169 kW -S2-)
- \*\* - Only with 5-cylinder (2.2 ltr. Motronic, 169 kW -S2-)

Daylight driving lights with front and rear fog lights



- bl = blue
- br = brown
- ge = yellow
- gn = green
- gr = grey
- li = purple
- ro = red
- sw = black
- ws = white

- E 7 - Fog light switch
- E 18 - Rear fog light switch
- E 20 - Switches and instruments - lighting control
- L 22 - Front left fog light bulb
- L 23 - Front right fog light bulb
- L 46 - Rear left fog light bulb
- L 47 - Rear right fog light bulb
- T 2 1 - Connector, 2-pin, black, in engine compartment, left
- T 2 m - Connector, 2-pin, black, in engine compartment, right
- T 2 ad - Connector, 2-pin, on rear apron
- T 10 a - Connector, 10-pin, yellow, connector point in aux. relay carrier
- T 10 b - Connector, 10-pin, brown, connector point in aux. relay carrier
- T 26 - Connector, 26-pin, yellow, on dash panel insert
- W 6 - Glove box light
- X - Number plate light

- (86) - Earth connection -1-, in rear wiring loom
- (119) - Earth connection -1-, in headlight wiring loom
- (199) - Earth connection -3-, in dash panel wiring loom
- (A3) - Positive (+) connection (58), in dash panel wiring loom
- (A7) - Positive (+) connection (58D1), in dash panel wiring loom
- (A20) - Connection (15a), in dash panel wiring loom
- (A47) - Connection (55), in dash panel wiring loom

- (81) - Earth connection -1-, in dash panel wiring loom