

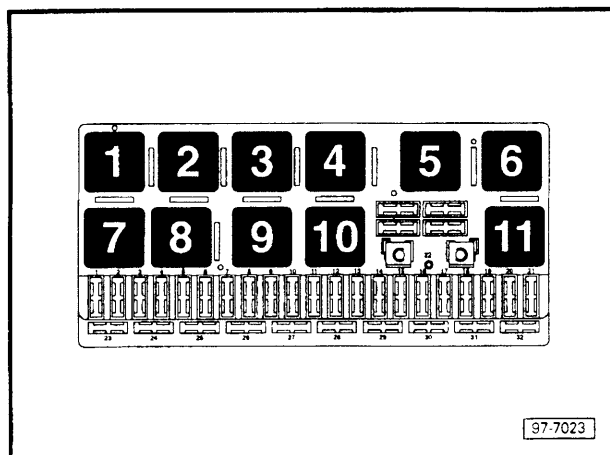
Anti-theft alarm system with central locking, infra-red receiver and interior light with switch-off delay, Audi Coupe

from July 1994

Position of relays

also see "Fitting Locations" section

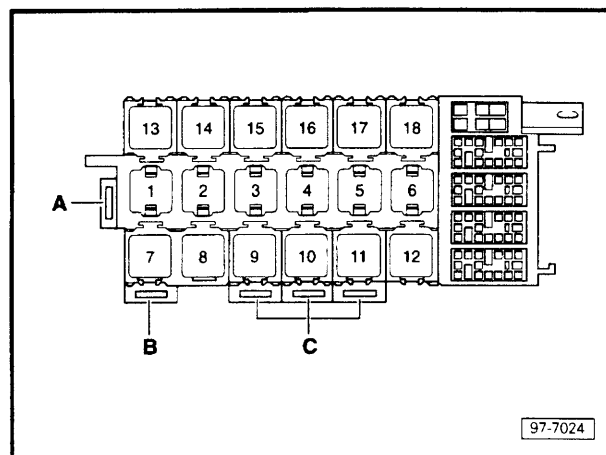
Relay plate with fuse holder:



Position of relays:

Auxiliary relay carrier, front

(under dash panel, left)




Position of relays:

Fuse colours:

- 30 A - green
- 25 A - white
- 20 A - yellow
- 15 A - blue
- 10 A - red
- 5 A - beige

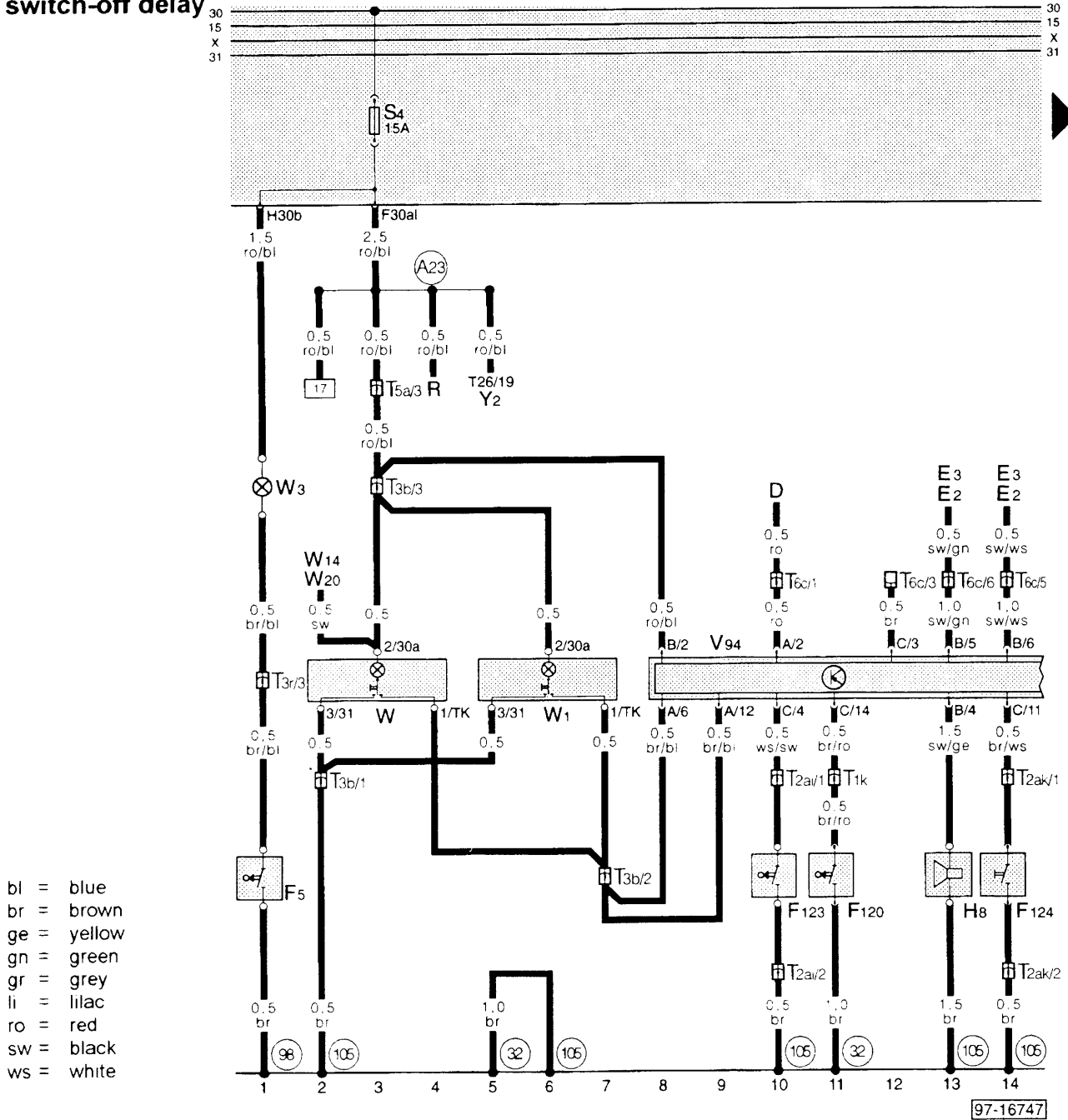
Auxiliary relay carrier, rear

(under seat bench, left)



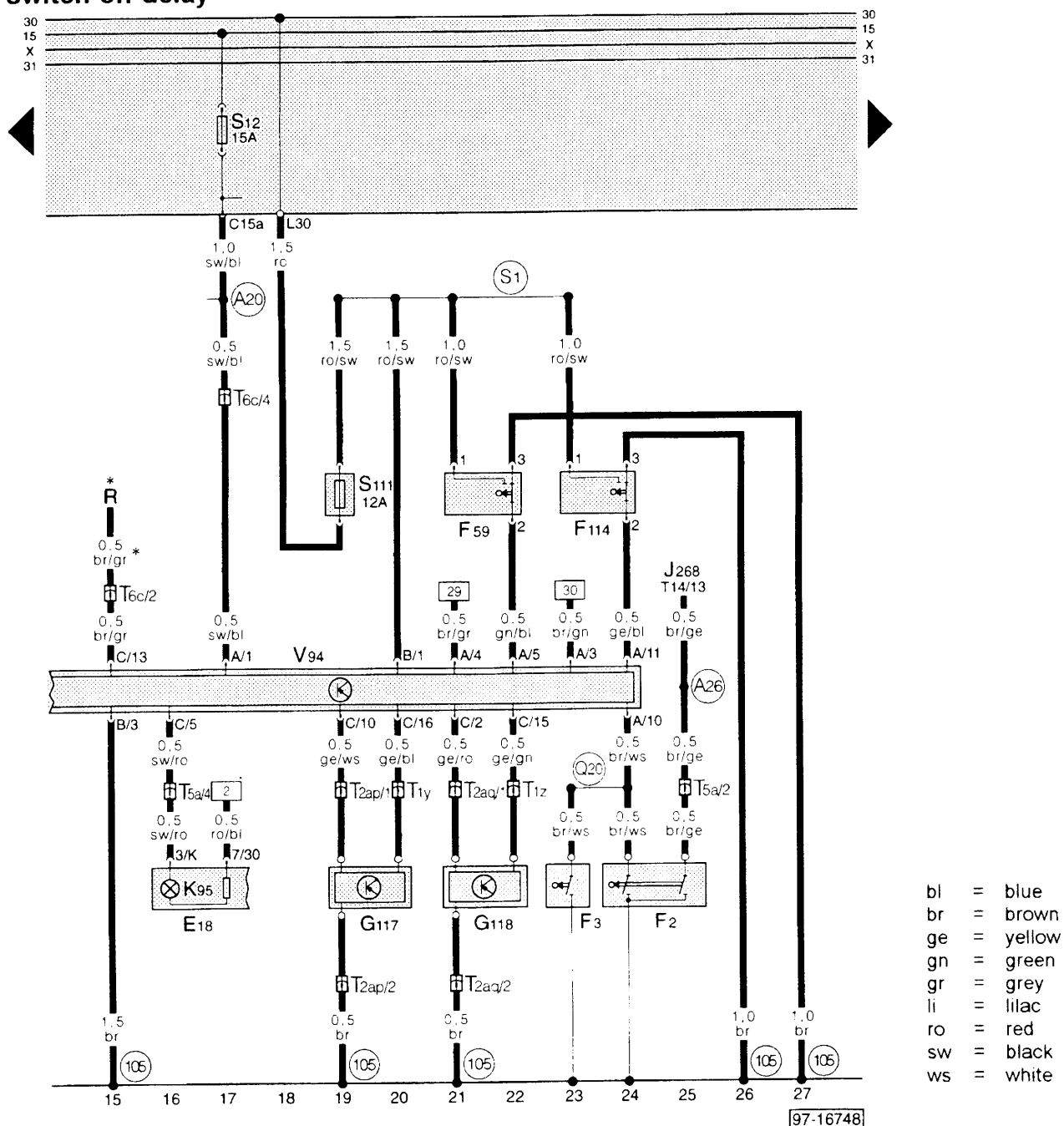
Position of relays:

Anti-theft alarm system with central locking, infra-red receiver and interior light with switch-off delay




- D - Ignition/starter switch
- E 2 - Turn signal switch
- E 3 - Emergency light switch
- F 5 - Luggage boot light switch
- F 120 - Contact switch for anti-theft alarm
- F 123 - Contact switch in tailgate for anti-theft alarm system
- F 124 - Contact switch in lock cylinder for tailgate/anti-theft alarm system/central locking
- H 8 - Horn for anti-theft alarm
- R - Radio
- T 1 k - Connector, single, blue, behind dash panel
- T 2 ai - Connector, 2-pin, black, in tailgate
- T 2 ak - Connector, 2-pin, black, in tailgate
- T 3 b - Connector, 3-pin, green, behind dash panel, left
- T 3 r - Connector, 3-pin, white, in luggage boot, left
- T 5 a - Connector, 5-pin, brown, connector point in aux. relay carrier
- T 6 c - Connector, 6-pin, yellow, behind dash panel, left
- T 26 - Connector, 26-pin, yellow, on dash panel insert
- V 94 - Motor for central locking with control unit for interior lights switch-off delay and anti-theft alarm system
- W - Interior light, front
- W 1 - Interior light, rear
- W 3 - Luggage boot light
- W 14 - Illuminated make-up mirror (front passenger side)
- W 20 - Illuminated make-up mirror (driver's side)
- Y 2 - Digital clock
- (32) - Earth point, behind dash panel, left
- (98) - Earth connection, in tailgate wiring loom
- (105) - Earth connection -1-, in central locking wiring loom
- (A23) - Connection (30al), in dash panel wiring loom

Anti-theft alarm system with central locking, infra-red receiver and interior light with switch-off delay

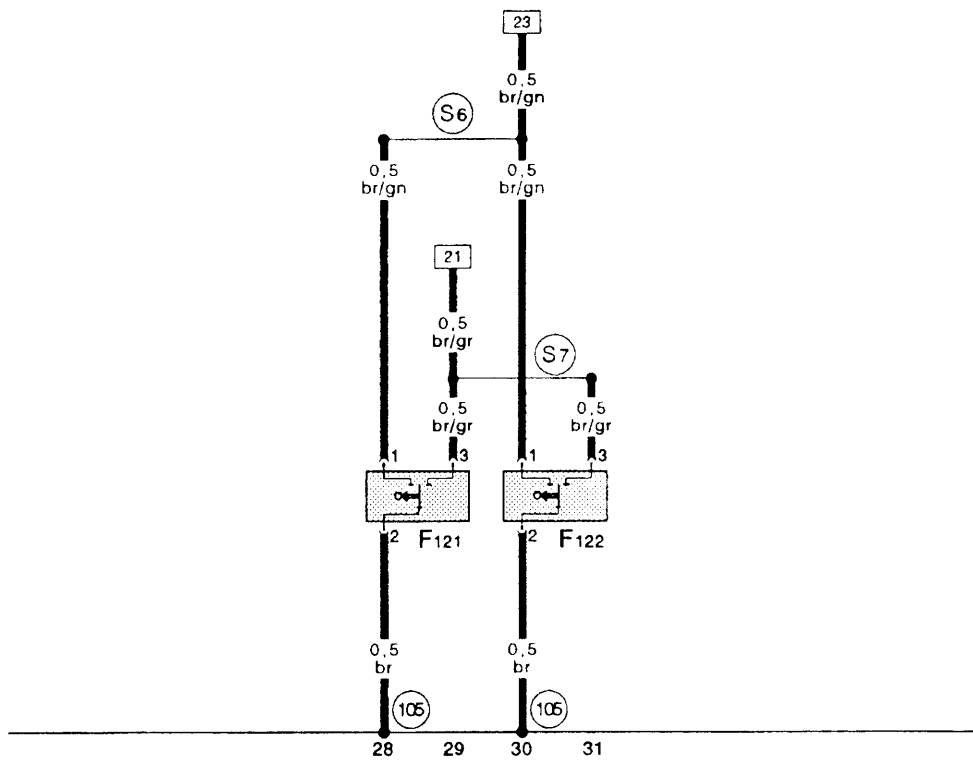


- E 18 - Rear fog light switch
- F 2 - Front left door contact switch
- F 3 - Front right door contact switch
- F 59 - Switch for central locking (driver's side)
- F 114 - Switch for central locking (front passenger side)
- G 117 - Infra-red sensor, left, for central locking
- G 118 - Infra-red sensor, right, for central locking
- J 268 - Control unit for mini-check system
- K 95 - Alarm system warning lamp
- R - Radio
- S 111 - Fuse for anti-theft alarm system and immobiliser
- T 1 y - Connector, single, in driver's door
- T 1 z - Connector, single, in front passenger door
- T 2 ap - Connector, 2-pin, in driver's door
- T 2 aq - Connector, 2-pin, in front passenger door
- T 5 a - Connector, 5-pin, brown, connector point in aux. relay carrier
- T 6 c - Connector, 6-pin, black, behind dash panel, left
- T 14 - Connector, 14-pin, white, on dash panel insert (mini-check system)
- V 94 - Motor for central locking with control unit for interior lights switch-off delay and anti-theft alarm system
- (105) - Earth connection -1-, in central locking wiring loom
- (A20) - Connection (15a), in dash panel wiring loom
- (A26) - Connection (door contact switch/driver's side), in dash panel wiring loom
- (Q20) - Connection -1- (door contact switch), in window lifter wiring loom
- (S1) - Positive (+) connection (30), in central locking wiring loom
- * - Only with radio equipment

Anti-theft alarm system with central locking, infra-red receiver and interior light with switch-off delay



- bl = blue
- br = brown
- ge = yellow
- gn = green
- gr = grey
- li = lilac
- ro = red
- sw = black
- ws = white



97-16078

- F 121 - Switch in driver's door for anti-theft alarm system
- F 122 - Switch in front passenger door for anti-theft alarm system

- (105) - Earth connection -1-, in central locking wiring loom
- (S6) - Connection (A) -1-, in central locking wiring loom
- (S7) - Connection (A) -2-, in central locking wiring loom