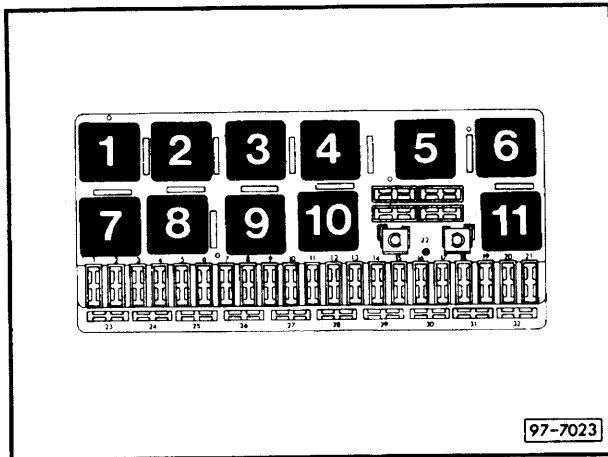


# Radio Gamma with passive loudspeakers, Audi Coupé

from July 1993

## Position of relays

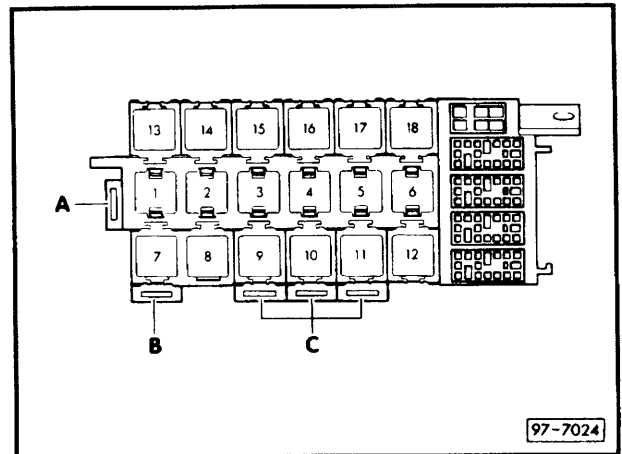
also see "Fitting Locations" section  
Relay plate with fuse holder:



Position of relays:

## Auxiliary relay carrier, front

(under dash panel, left)




Position of relays:

## Fuse colours:

- 30 A - green
- 25 A - white
- 20 A - yellow
- 15 A - blue
- 12 A - red
- 5 A - beige

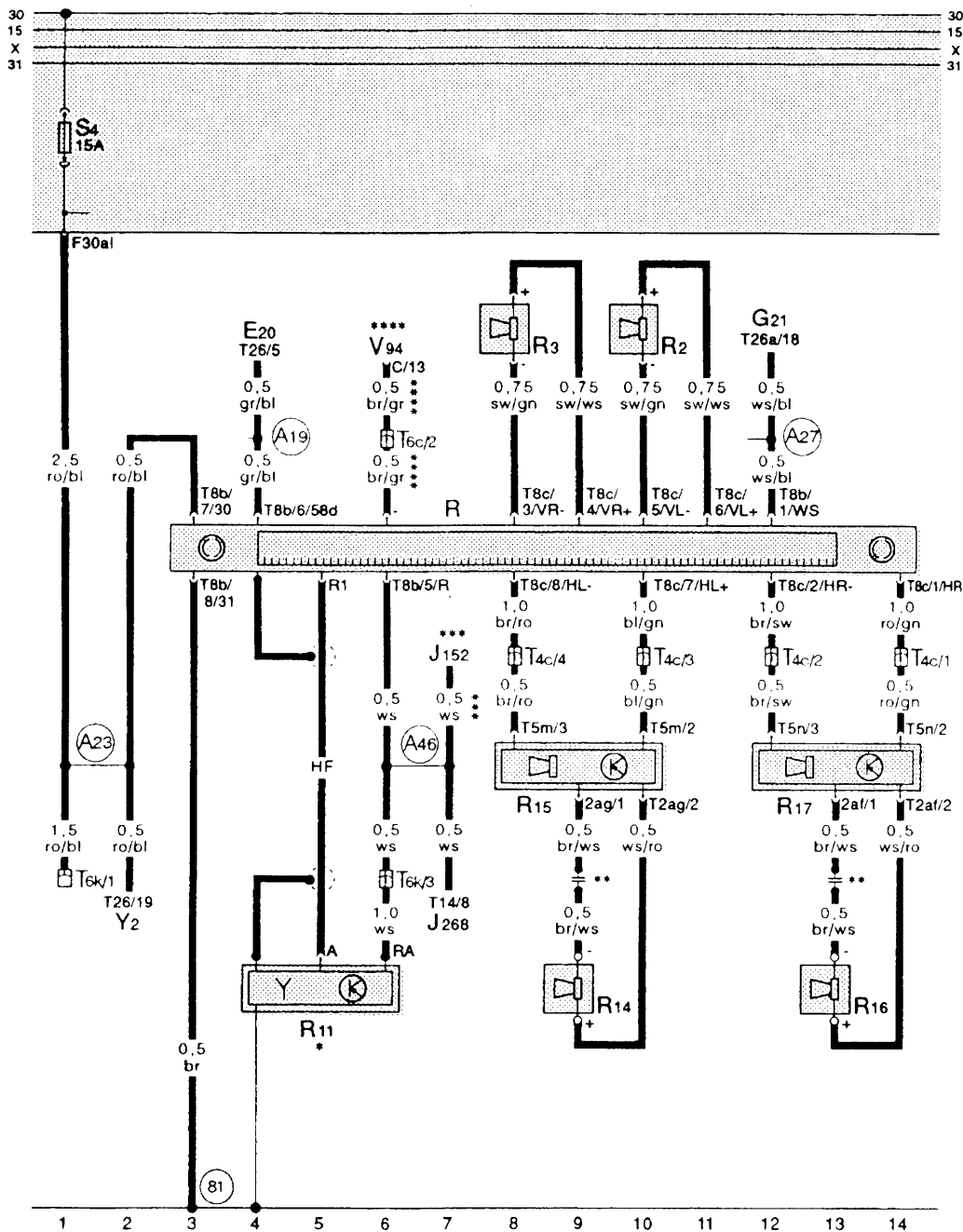
## Auxiliary relay carrier, rear

(under rear seat bench, left)



Position of relays:

Radio Gamma with passive loudspeakers



- bl = blue
- br = brown
- ge = yellow
- gn = green
- gr = grey
- li = lilac
- ro = red
- sw = black
- ws = white

97-16322

- E 20 - Switches and instruments - lighting control
- G 21 - Speedometer
- J 152 - Buzzer for side lights and radio
- J 268 - Control unit for mini-check system
- R - Radio
- R 2 - Front left loudspeaker
- R 3 - Front right loudspeaker
- R 11 - Aerial
- R 14 - Treble loudspeaker, rear left
- R 15 - Bass loudspeaker, rear left
- R 16 - Treble loudspeaker, rear right
- R 17 - Bass loudspeaker, rear right
- T 2 af - Connector, 2-pin, on loudspeaker, rear right
- T 2 ag - Connector, 2-pin, on loudspeaker, rear left
- T 4 c - Connector, 4-pin, black, behind console
- T 5 m - Connector, 5-pin, black, on loudspeaker, rear left
- T 5 n - Connector, 5-pin, black, on loudspeaker, rear right
- T 6 c - Connector, 6-pin, yellow, behind dash panel, left
- T 6 k - Connector, 6-pin, black, behind console
- T 8 b - Connector, 8-pin, on radio
- T 8 c - Connector, 8-pin, on radio
- T 14 - Connector, 14-pin, white, on dash panel insert (mini-check system)
- T 26 - Connector, 26-pin, yellow, on dash panel insert

- T 26 a - Connector, 26-pin, blue, on dash panel insert
- V 94 - Motor for central locking with control unit for interior lights switch-off delay and anti-theft alarm system
- Y 2 - Digital clock
- (81) - Earth connection -1-, in dash panel wiring loom
- (A19) - Connection (58d), in dash panel wiring loom
- (A23) - Connection (30a1), in dash panel wiring loom
- (A27) - Connection (speed signal), in dash panel wiring loom
- (A46) - Positive (+) connection (30 - from radio), in dash panel wiring loom
- \* - Illustration Roof aerial
- \*\* - For power aerial see CFD for radio Gamma with active loudspeakers
- ... - Capacitor wrapped in wiring loom
- ... - Only with auto-check system option
- .... - Only with anti-theft alarm system option