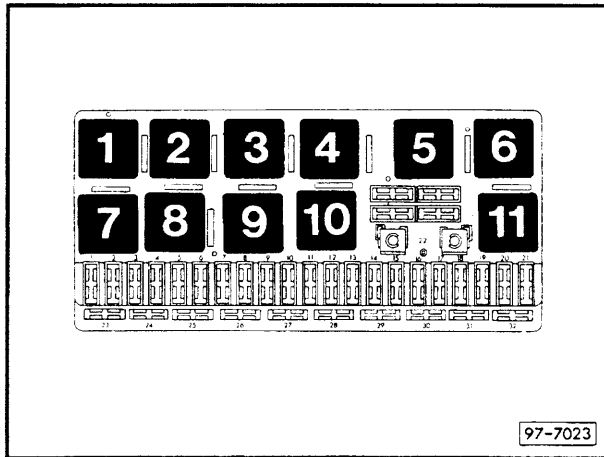


# Electric window lifters (2-door), Audi Coupé

from July 1993

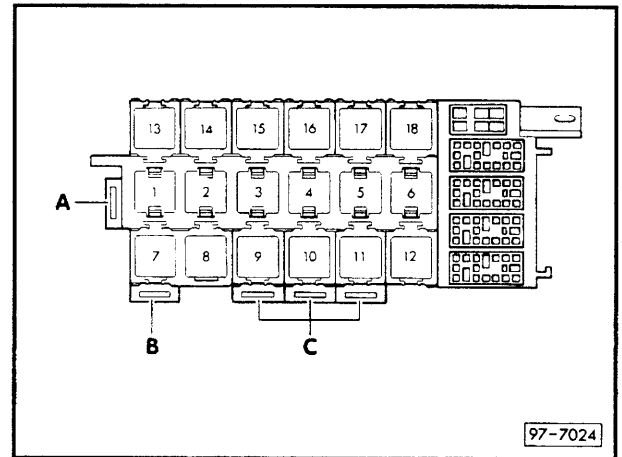
Position of relays  
also see "Fitting Locations"

Relay plate with fuse holder:

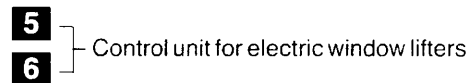


Position of relays:


Auxiliary relay carrier, front  
(under dash panel, left)



Positions of relays:



Auxiliary relay carrier, rear  
(under rear seat bench, left)

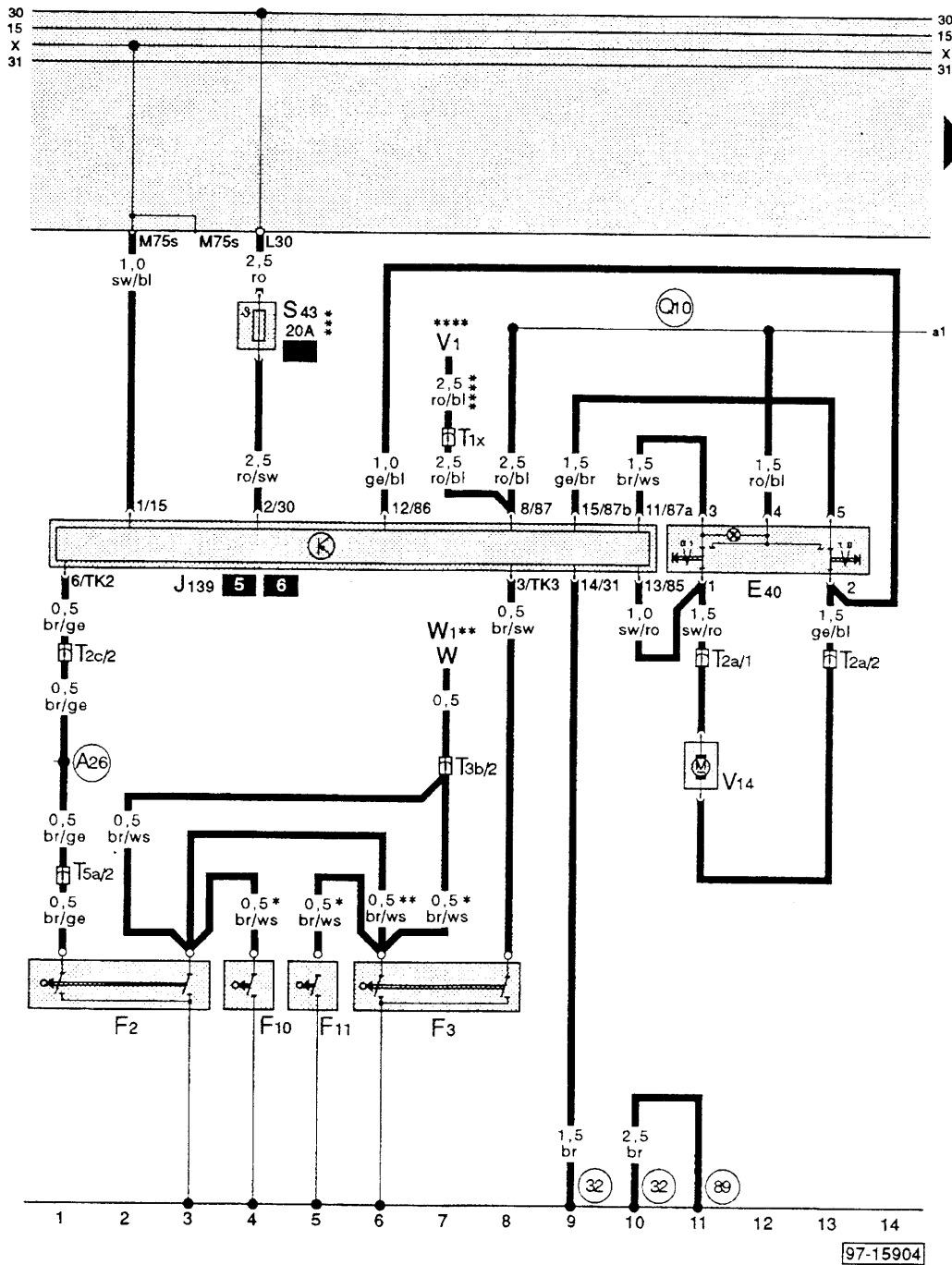


Position of relays:

**Fuse colours**

- 30 A – green
- 25 A – white
- 20 A – yellow
- 15 A – blue
- 10 A – red
- 5 A – beige

Electric window lifters (2-door)



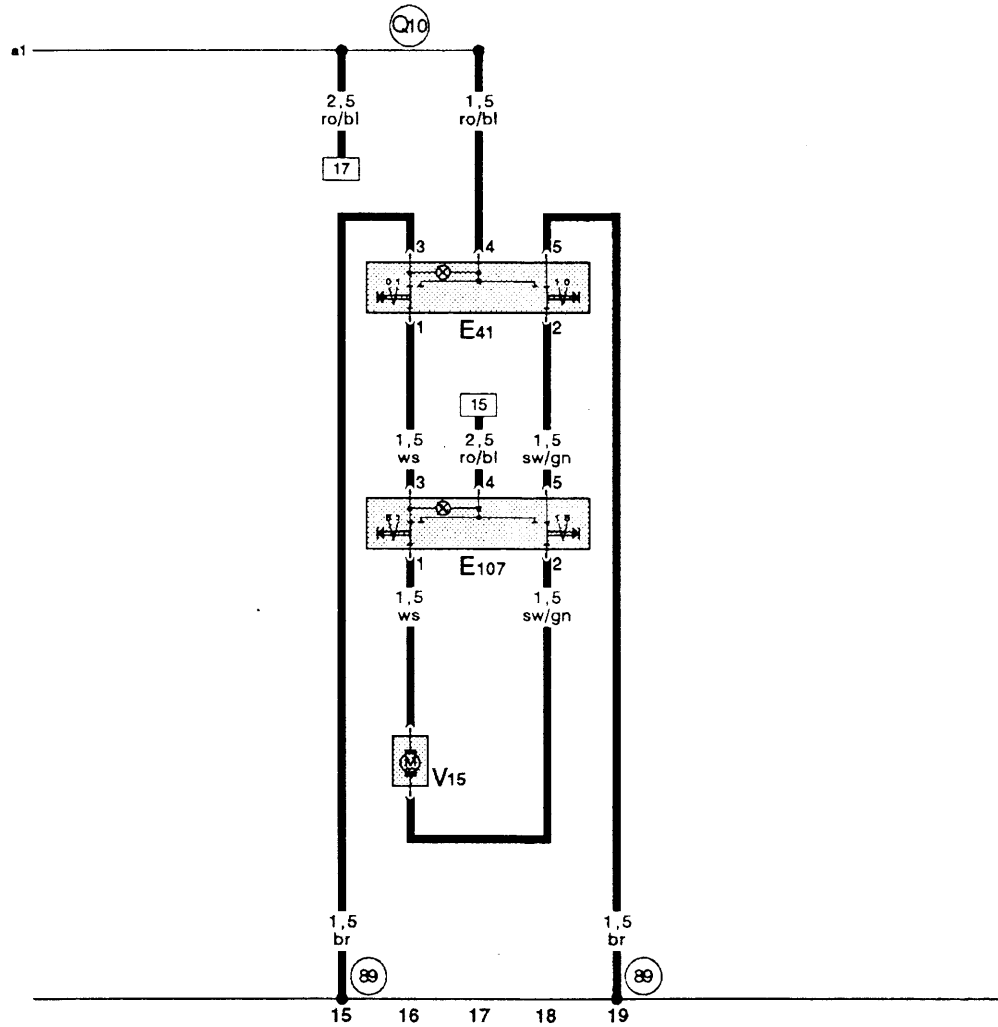

Wiring colours:

- bl = blue
- br = brown
- ge = yellow
- gn = green
- gr = grey
- li = purple
- ro = red
- sw = black
- ws = white

- E 40 – Window lifter switch, front left
- F 2 – Front left door contact switch
- F 3 – Front right door contact switch
- F 10 – Rear left door contact switch
- F 11 – Rear right door contact switch
- J 139 – Control unit for window lifter/vent wings and sliding roof
- S 43 – Window lifter thermo fuse (in auxiliary relay carrier)
- T 1x – Connector single, green, behind dash panel, left
- T 2a – Connector 2 pin, in driver's door
- T 2c – Connector 2 pin, white, behind dash panel, left
- T 3b – Connector 3 pin, green, behind dash panel, left
- T 5a – Connector 5 pin, brown, connector point in aux. relay carrier
- V 1 – Sliding roof motor
- V 14 – Window lifter motor, left
- W – Interior light, front
- W 1 – Interior light, rear

- ⊖32 – Earth point, behind dash panel, left
- ⊖89 – Earth connection – 1 –, in window lifter wiring loom
- ⊖A26 – Connection (door contact switch/driver side), in dash panel wiring loom
- ⊖Q10 – Positive (+) connection (87), in window lifter/central locking and door contact switch wiring loom
- \* – only with Audi 80
- \*\* – only with Audi Coupé
- \*\*\* – insert on any free relay position
- \*\*\*\* – only when equipped with sliding roof

Electric window lifters (2-door)



Wiring colours:

- bl = blue
- br = brown
- ge = yellow
- gn = green
- gr = grey
- li = purple
- ro = red
- sw = black
- ws = white

97-15905

- E 41 – Window lifter switch, front right
- E 107 – Switch for window lifter (in passengers' door)
- V 15 – Window lifter motor, right
- 89 – Earth connection – 1 –, in window lifter wiring loom
- Q10 – Positive (+) connection (87), in window lifter/central locking and door contact switch wiring loom