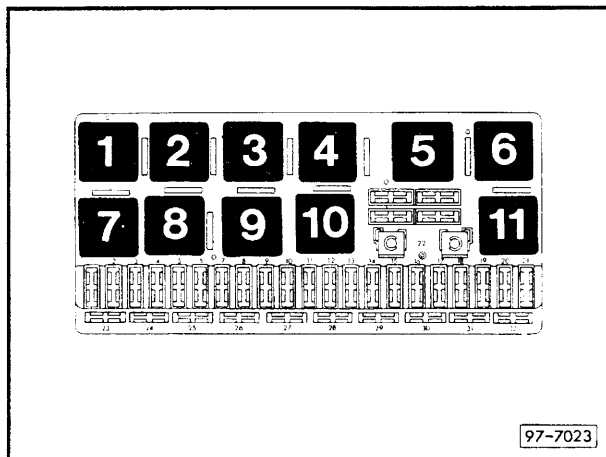


Electric sliding roof with automatic preselector, Audi Coupé

from July 1993

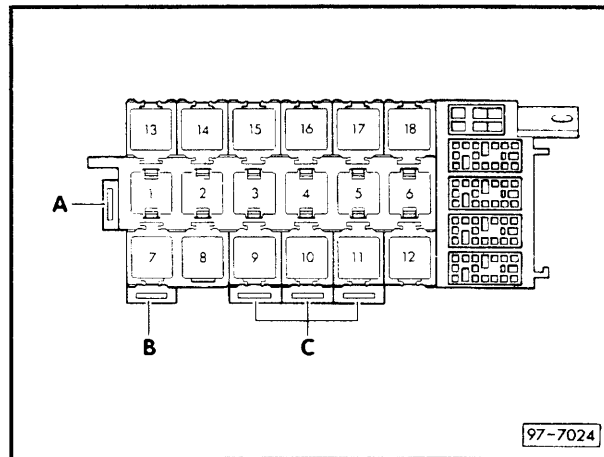
Position of relays
also see "Fitting Locations"

Relay plate with fuse holder:



Position of relays:

Auxiliary relay carrier, front
(under dash panel, left)




Position of relays:

Fuse colours

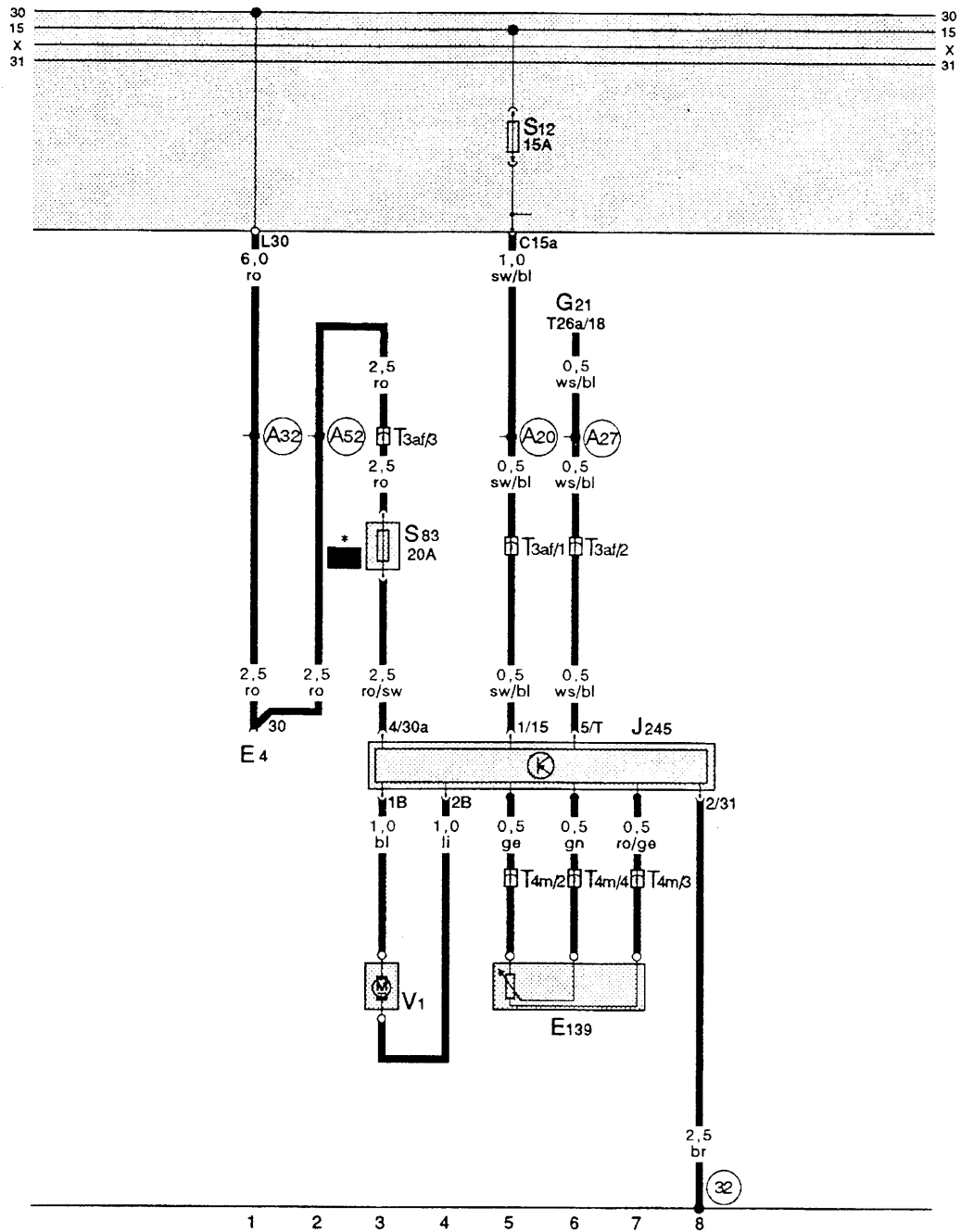
- 30 A – green
- 25 A – white
- 20 A – yellow
- 15 A – blue
- 10 A – red
- 5 A – beige

Auxiliary relay carrier, rear
(under rear seat bench, left)



Position of relays:

Electric sliding roof with automatic preselector



Wiring colours:

- bl = blue
- br = brown
- ge = yellow
- gn = green
- gr = grey
- li = purple
- ro = red
- sw = black
- ws = white

97-15903

- E 4 – Headlight dipper/flasher switch
- E 139 – Regulator for sliding roof adjustment
- G 21 – Speedometer
- J 245 – Control unit for sliding roof adjustment
- S 83 – Thermo fuse for sliding roof
- T 3af – Connector 2 pin, white, behind dash panel, left
- T 4m – Connector 4 pin, near potentiometer
- T 26a – Connector 26 pin, blue, on dash panel insert
- V 1 – Sliding roof motor
- Ⓣ – Earth point, behind dash panel, left
- Ⓐ20 – Connection (15a), in dash panel wiring loom
- Ⓐ27 – Connection (speed signal), in dash panel wiring loom
- Ⓐ30 – Positive connection (30), in dash panel wiring loom
- Ⓐ32 – Positive connection (30), in dash panel wiring loom
- * – insert on any free relay position