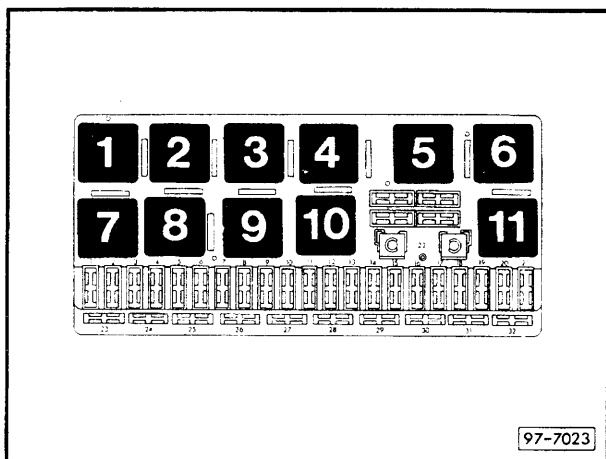


# Daylight driving light with fog lights and rear fog light (Norway/Sweden), Audi Coupé

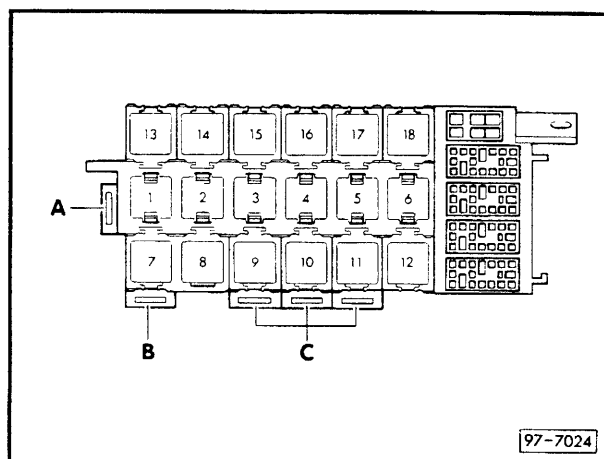
from July 1993

Position of relays  
see also "Fitting Locations"

Relay plate with fuse holder:



Auxiliary relay carrier, front  
(under dash panel, left)



Position of relays:

- 1** – Relay for fog lights
- 5** – Relief relay for X contact


Position of relays:

- 10** – Switch-on relay for daylight driving light
- 11** – Relay for driving light

Fuse colours

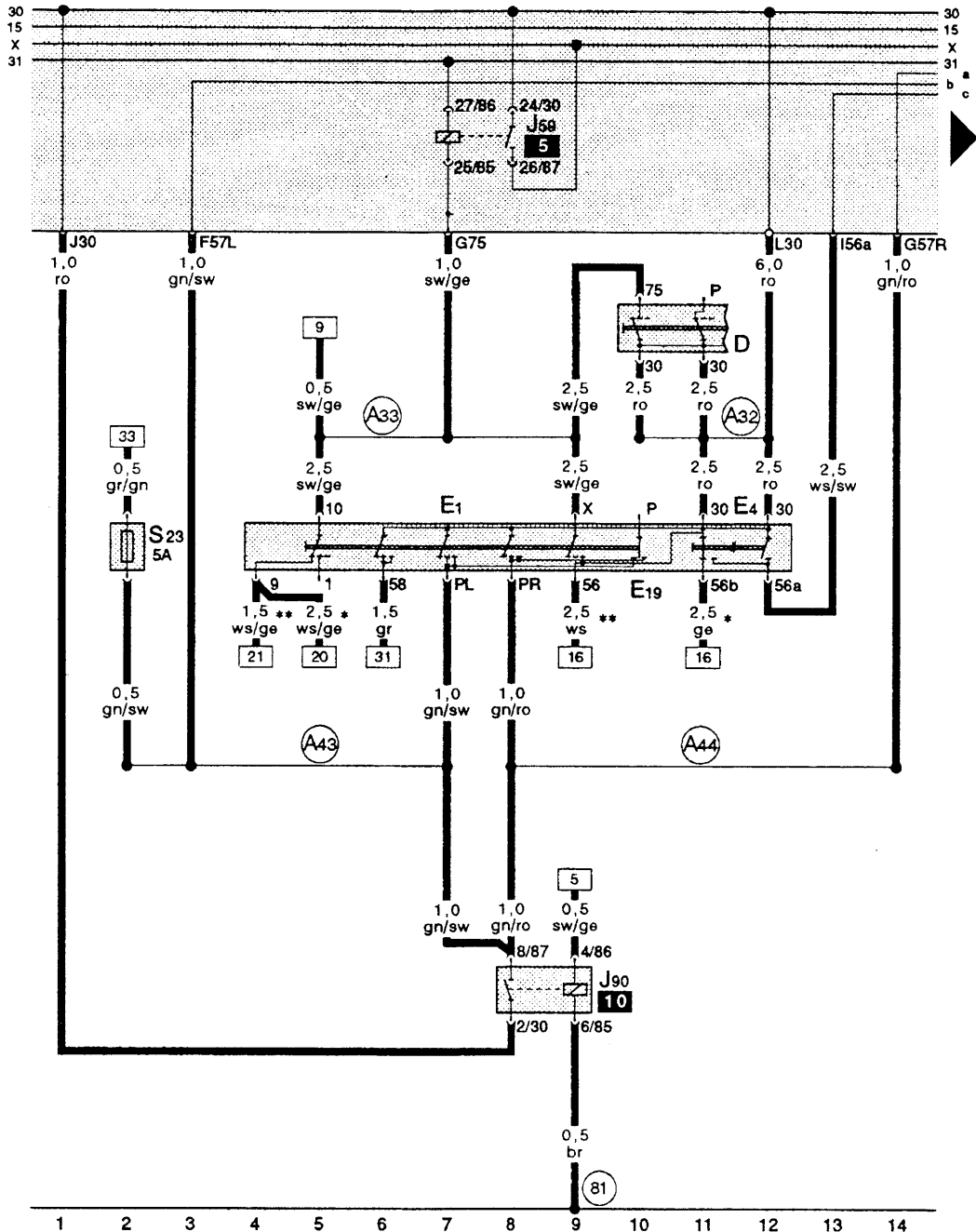
- 30 A – green
- 25 A – white
- 20 A – yellow
- 15 A – blue
- 10 A – red
- 5 A – beige

Auxiliary relay carrier, rear  
(under rear seat bench, left)



Position of relays:

Daylight driving light with fog lights and rear fog light (Norway, Sweden)



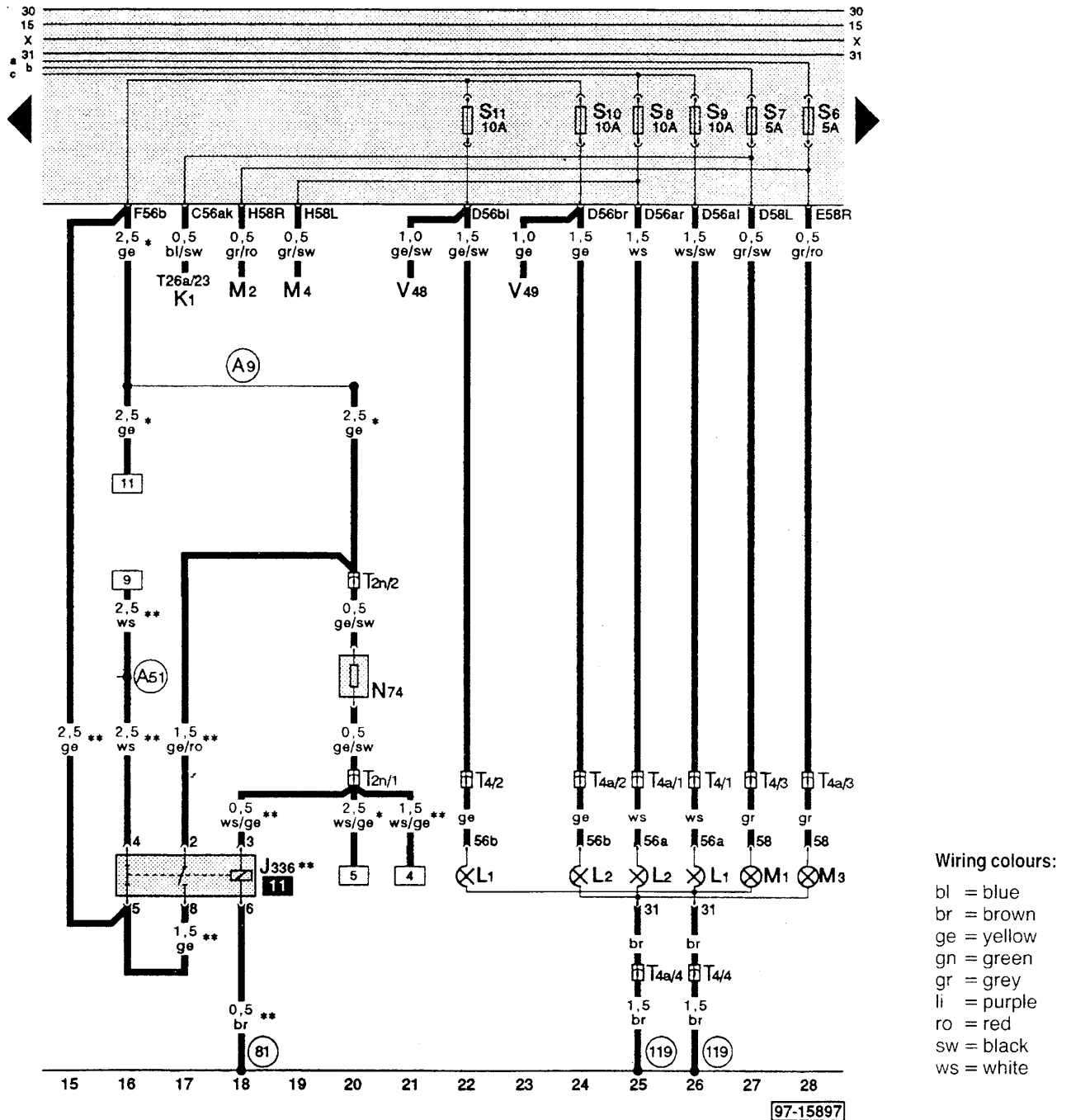
Wiring colours:

- bl = blue
- br = brown
- ge = yellow
- gn = green
- gr = grey
- li = purple
- ro = red
- sw = black
- ws = white

- D – Ignition/starter switch
- E 1 – Lighting switch
- E 4 – Headlight dipper/flasher switch
- E 19 – Parking light switch
- J 59 – Relief relay for X contact
- J 90 – Daylight driving light switch on relay
- S 23 – Fuse for daylight driving light (in additional fuse holder)
- (81) – Earth connection – 1 –, in dash panel wiring loom
- (A32) – Positive connection (30), in dash panel wiring loom
- (A33) – Connection (75), in dash panel wiring loom
- (A43) – Connection (57L), in dash panel wiring loom
- (A44) – Connection (57r), in dash panel wiring loom
- \* – not with 2.2 litre Motronic 169 kW, 5 cylinder – S2 –
- \*\* – only with 2.2 litre Motronic 169 kW, 5 cylinder – S2 –

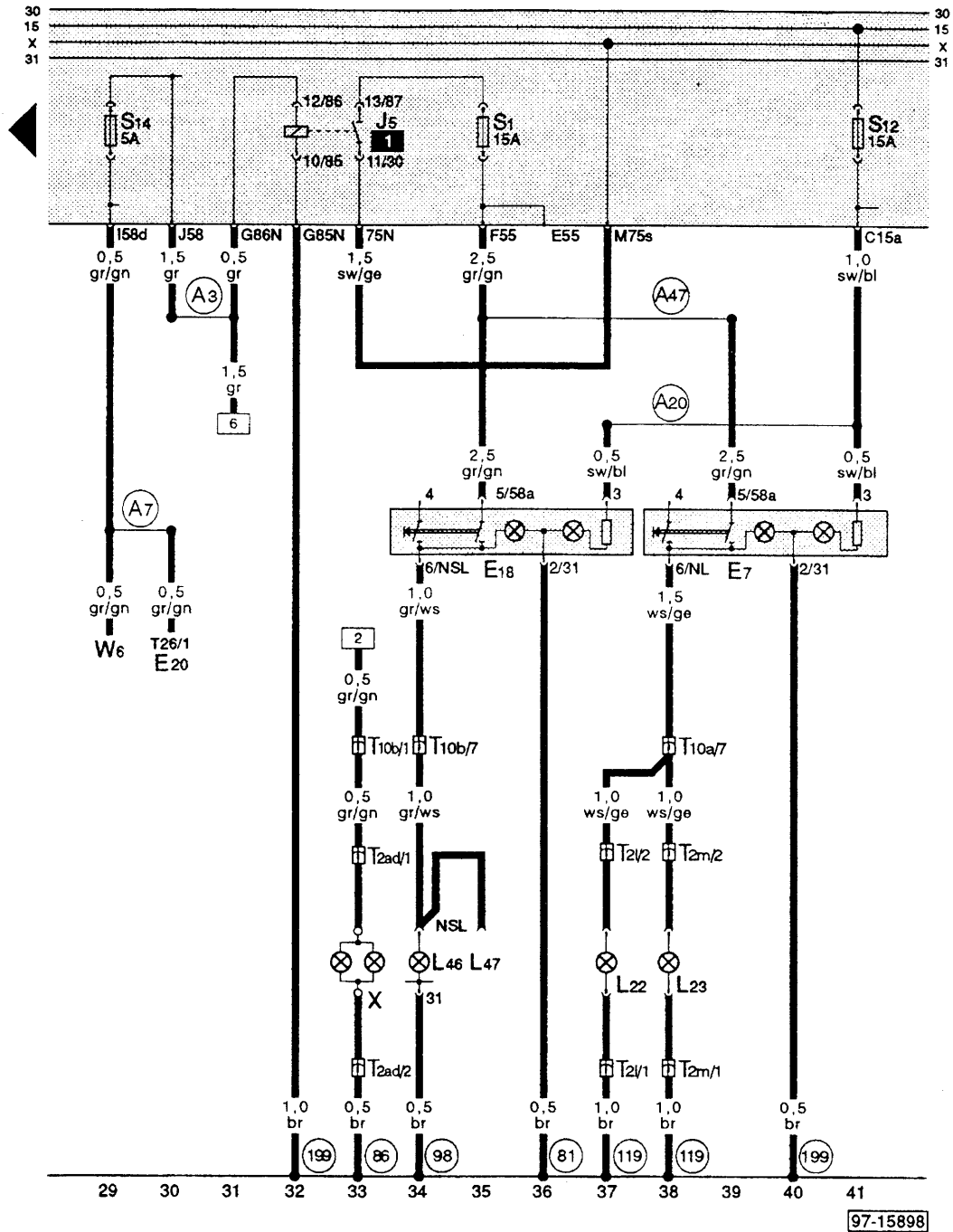
97-15896

## Daylight driving light with fog lights and rear fog light (Norway, Sweden)



- J 336 – Headlight relay
- K 1 – Main beam warning lamp
- L 1 – Twin filament bulb for left headlight
- L 2 – Twin filament bulb for right headlight
- M 1 – Side light bulb, left
- M 2 – Tail light bulb, right
- M 3 – Side light bulb, right
- M 4 – Tail light bulb, left
- N 74 – Resistance wire
- T 2n – Connector 2 pin, brown, behind dash panel, left
- T 4 – Connector 4 pin, near headlight, left
- T 4a – Connector 4 pin, near headlight, right
- T 26a – Connector 26 pin, blue, on dash panel insert
- (81) – Earth connection – 1 –, in dash panel wiring loom
- (119) – Earth connection – 1 –, in headlight wiring loom
- (A9) – Positive (+) connection (56 b), in dash panel wiring loom
- (A51) – Connection (56), in dash panel wiring loom
- \* – not with 2.2 litre Motronic 169 kW, 5 cyl. – S2 –
- \*\* – only with 2.2 litre Motronic 169 kW, 5 cyl. – S2 –

Daylight driving light with fog lights and rear fog light (Norway, Sweden)



Wiring colours:

- bl = blue
- br = brown
- ge = yellow
- gn = green
- gr = grey
- li = purple
- ro = red
- sw = black
- ws = white

- E 7 – Fog light switch
- E 18 – Rear fog light switch
- E 20 – Switches and instruments – lighting control
- J 5 – Fog light relay
- L 22 – Front left foglight bulb
- L 23 – Fog light bulb, right
- L 46 – Rear fog light bulb left
- L 47 – Rear fog light bulb right
- T 21 – Connector 2 pin, black, in engine compartment, left
- T 2m – Connector 2 pin, black, in engine compartment, right
- T 2ad – Connector 2 pin, on rear cross panel
- T 10a – Connector 10 pin, yellow, connector point in aux. relay carrier
- T 10b – Connector 10 pin, brown, connector point in aux. relay carrier
- T 26 – Connector 26 pin, yellow, on dash panel insert
- W 6 – Glove box light
- X – Number plate light
- (81) – Earth connection – 1 –, in dash panel wiring loom
- (86) – Earth connection – 1 –, in rear wiring loom
- (119) – Earth connection – 1 –, in headlight wiring loom
- (199) – Earth connection – 3 –, in dash panel wiring loom
- (A3) – Positive (+) connection (58), in dash panel wiring loom
- (A7) – Positive (+) connection (58 D1), in dash panel wiring loom
- (A20) – Connection (15a), in dash panel wiring loom
- (A47) – Connection (55), in dash panel wiring loom