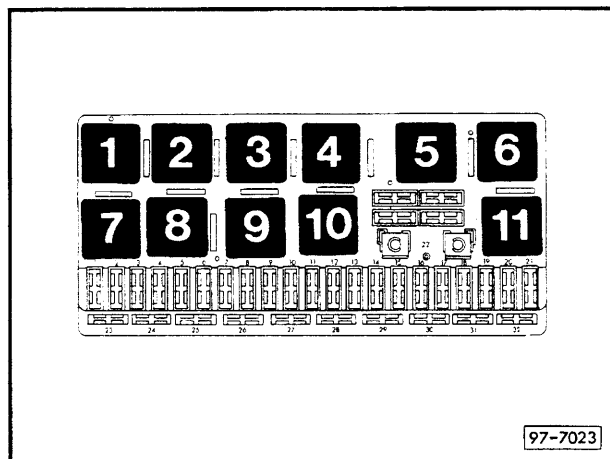


Heated seats

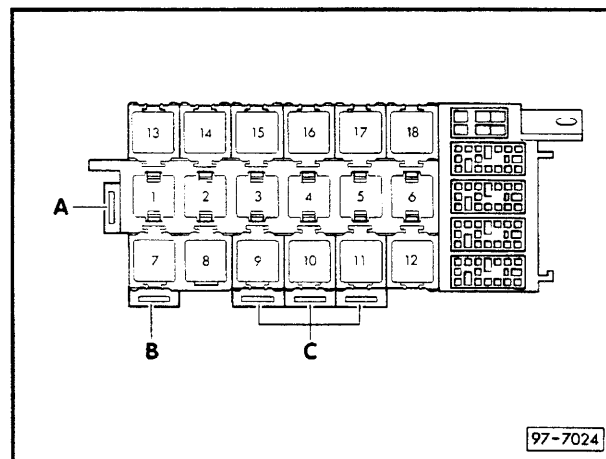
from July 1992

Position of relays
also see "Fitting Locations"
Relay plate with fuse holder:



Position of relays:

Auxiliary relay carrier, front
(under dash panel, left)

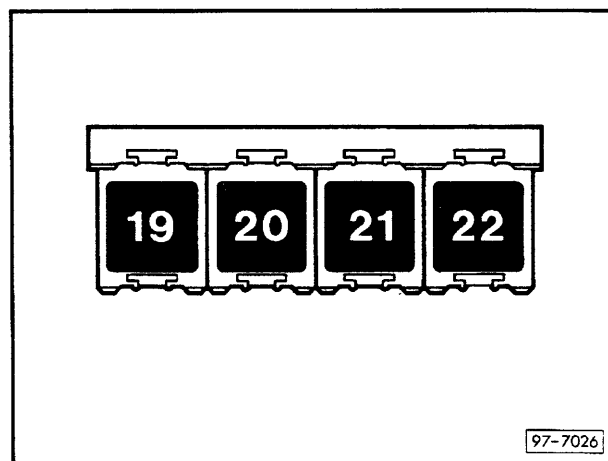


Position of relays:

Fuse colours

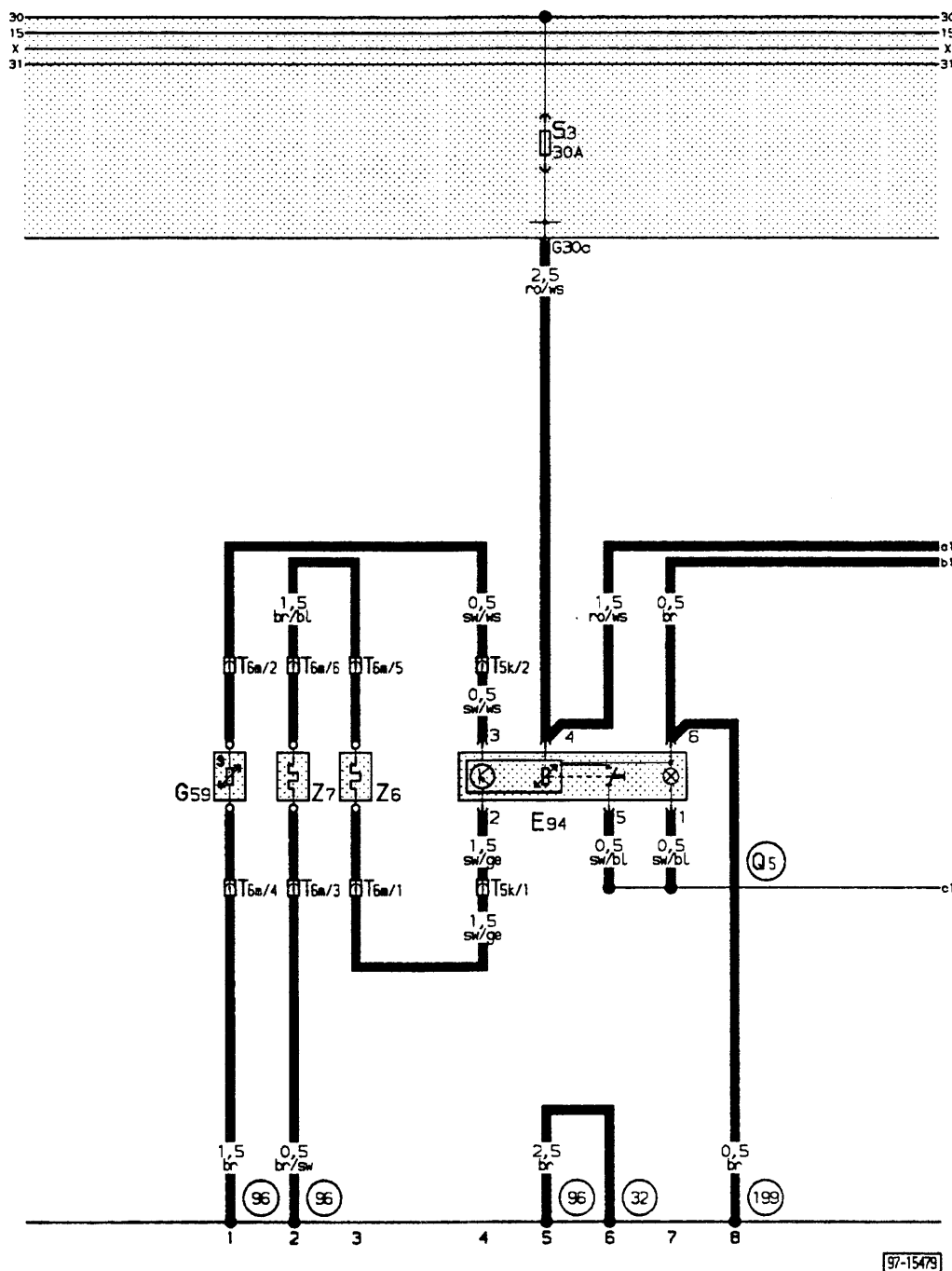
- 30 A – green
- 25 A – white
- 20 A – yellow
- 15 A – blue
- 10 A – red
- 5 A – beige

Auxiliary relay carrier, rear
(under rear seat bench, left)



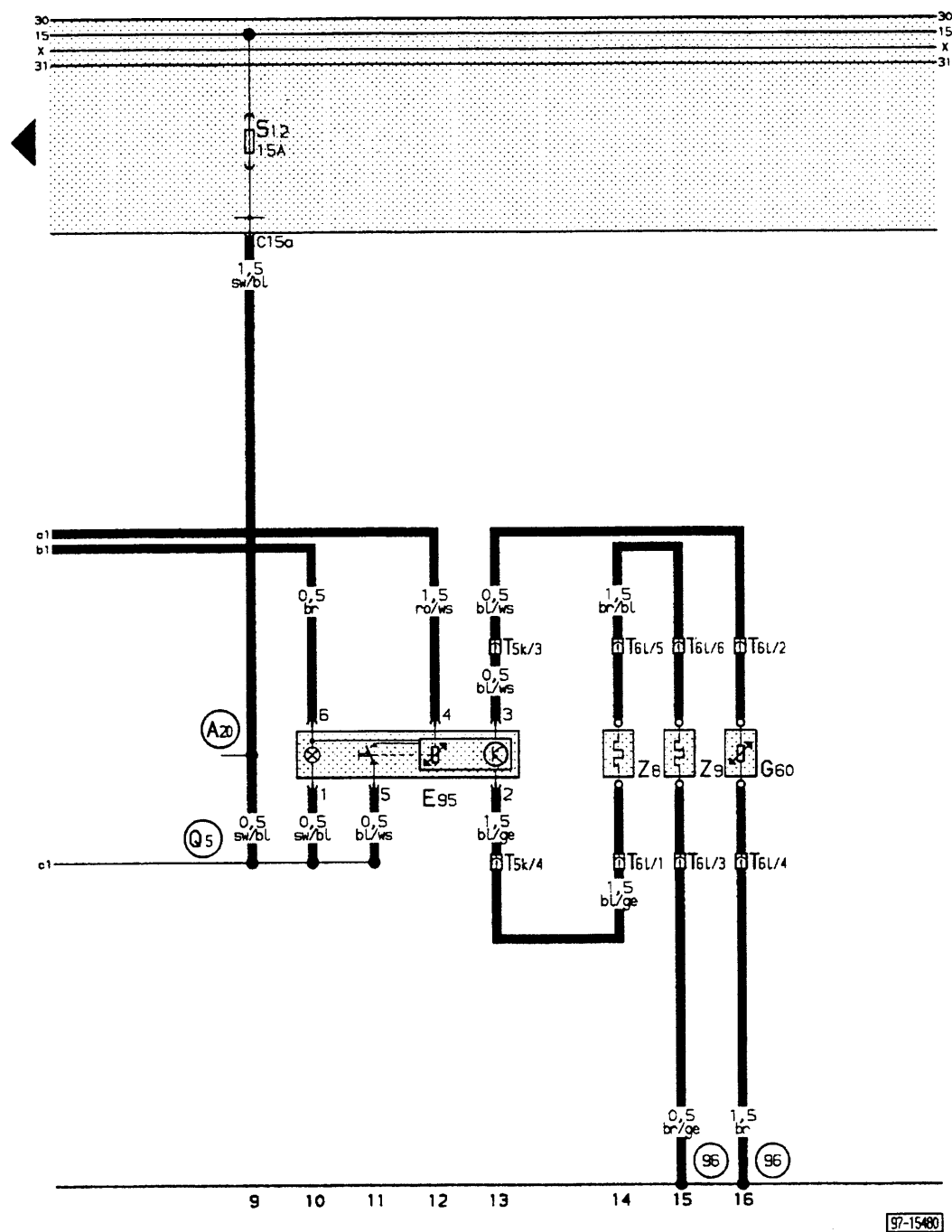
Position of relays:

Heated seats



- E 94 – Switch and regulator for heated driver's seat
- G 59 – Temperature sensor – driver's seat
- T 5k – Connector 5 pin, yellow, connector point in aux. relay carrier
- T 6m – Connector 6 pin, under driver's seat
- Z 6 – Heated driver's seat
- Z 7 – Heated driver's seat backrest
- Ⓒ2 – Earth point, behind dash panel, left
- Ⓒ6 – Earth connection – 1 –, in seat heating wiring loom
- Ⓒ99 – Earth connection – 3 –, in dash panel wiring loom
- Ⓒ6 – Positive (+) connection (15a), in dash panel wiring loom (seat heating potentiometer module)

Heated seats



- E 95 – Switch and regulator for heated passenger seat
- G 60 – Temperature sensor – Passenger's seat
- T 5k – Connector 5 pin, yellow, connector point in aux. relay carrier
- T 6l – Connector 6 pin, under front passenger seat
- Z 8 – Heated passenger seat
- Z 9 – Heated passenger seat backrest
- 96 – Earth connection – 1 –, in seat heating wiring loom
- A20 – Connection (15a), in dash panel wiring loom
- Q5 – Positive (+) connection (15a), in dash panel wiring loom (seat heating potentiometer module)