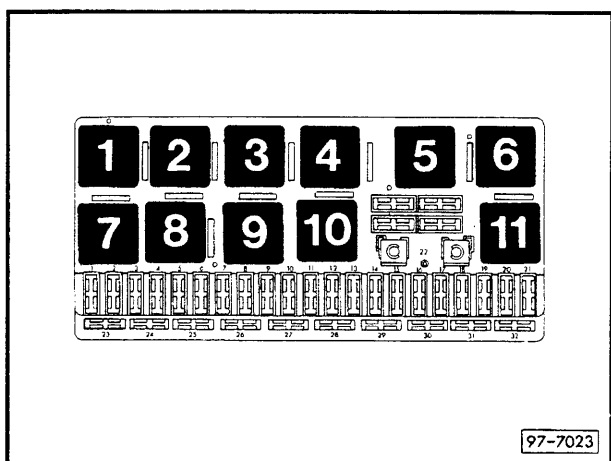


Infra-red receiver, central locking, anti-theft alarm system and interior light with delay feature, Audi Coupé

from July 1991

Position of relays,
see also "Fitting Locations"

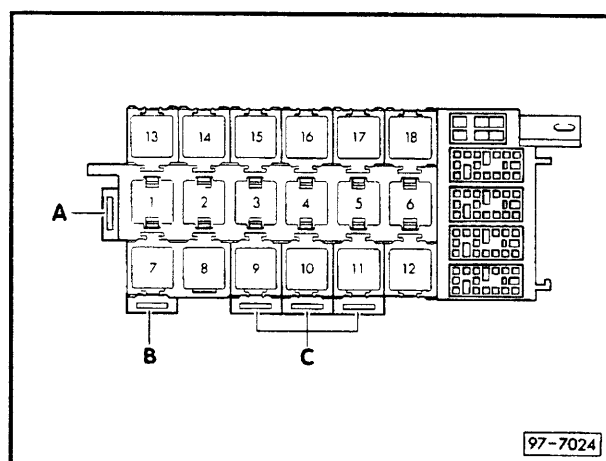
Relay plate with fuse holder:



Position of relays:


8 – Relay for anti-theft alarm system (starter inhibitor)

Auxiliary relay carrier, front
(under dash panel, left)



Position of relays:

Auxiliary relay carrier, rear
(under rear seat bench, left)

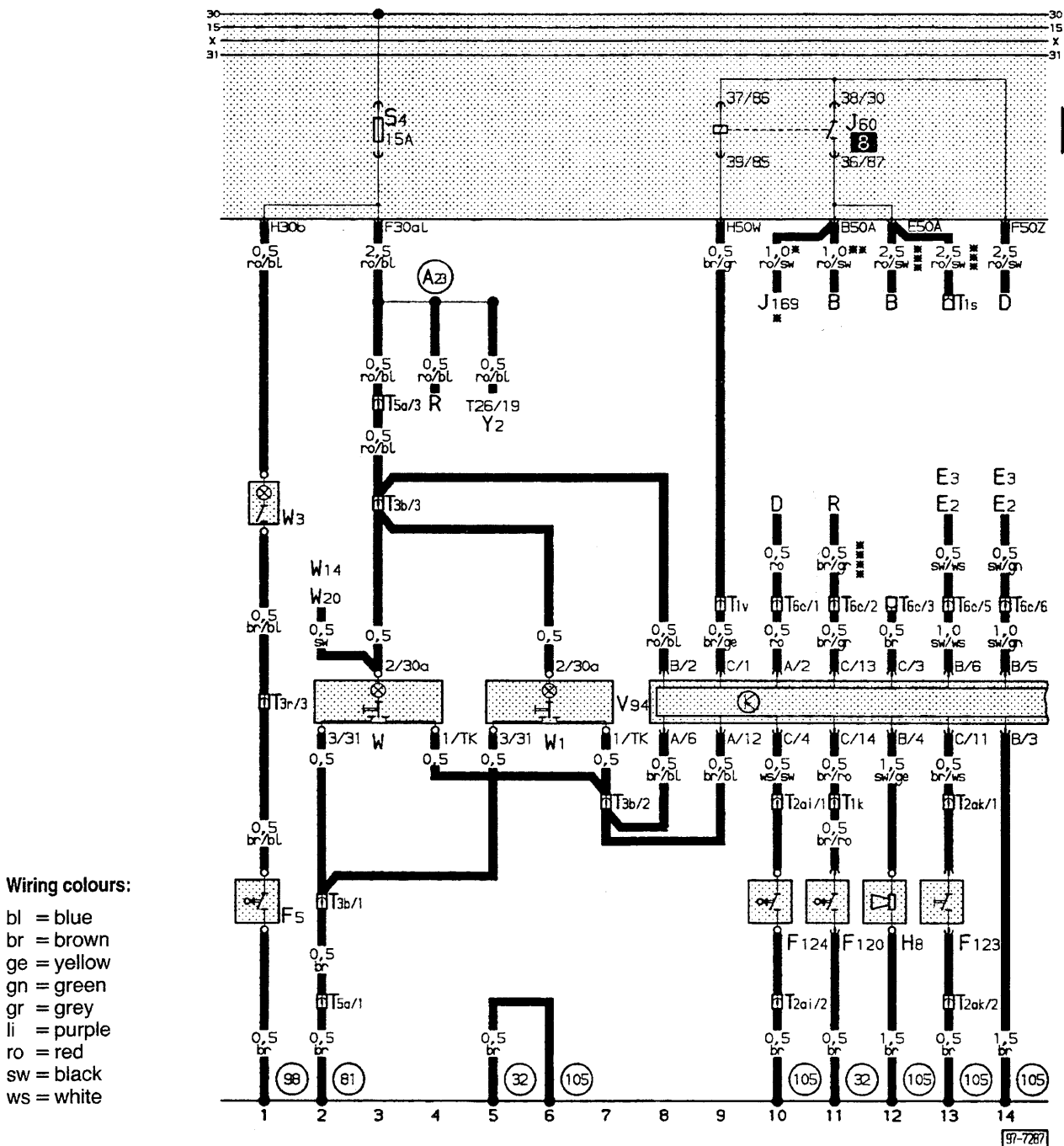


Position of relays:

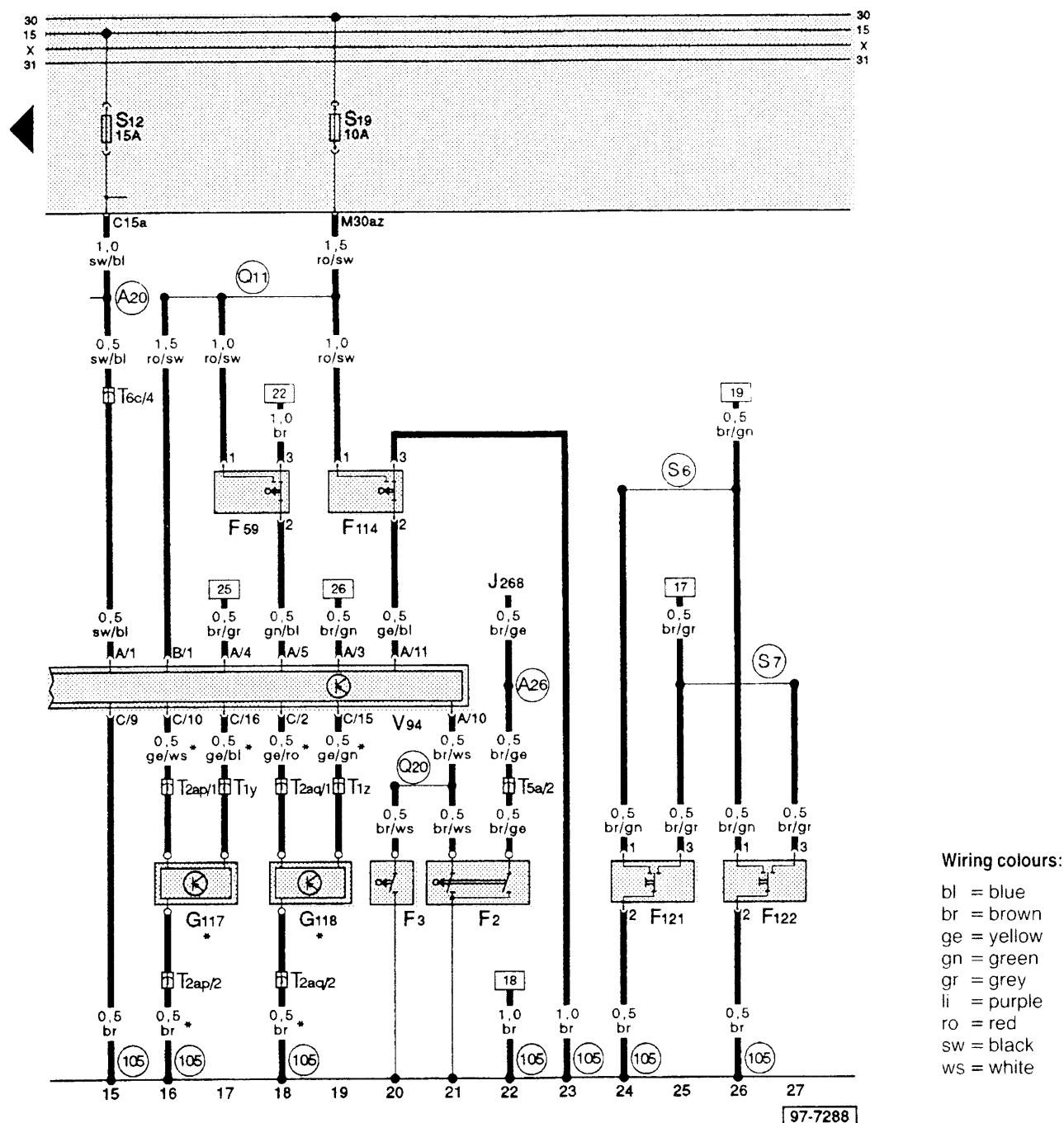
Fuse colours

30 A – green
25 A – white
20 A – yellow
15 A – blue
10 A – red
5 A – beige

Infra-red receiver, central locking, anti-theft alarm system and interior light with delay feature



Infra-red receiver, central locking, anti-theft alarm system and interior light with delay feature



- F 2 – Front left door contact switch
- F 3 – Front right door contact switch
- F 59 – Switch for central locking (driver's side)
- F 114 – Switch for central locking (passenger side)
- F 121 – Driver's door handle switch for anti-theft alarm
- F 122 – Passenger door handle switch for anti-theft alarm
- G 117 – Infra-red sensor, left, for central locking
- G 118 – Infra-red sensor, right, for central locking
- J 268 – Control unit for mini-check system
- T 1y – Connector single, in driver's door
- T 1z – Connector single, in front passenger door
- T 2ap – Connector 2 pin, in driver's door
- T 2aq – Connector 2 pin, in front passenger door
- T 5a – Connector 5 pin, brown, connector point in aux. relay carrier
- T 6c – Connector 6 pin, black, behind dash panel, left
- T 14 – Connector 14 pin, white, on dash panel insert (mini-check system)
- V 94 – Motor for central locking with control unit for interior lights switch-off delay and anti-theft alarm system

- (15) – Earth connection – 1 –, in central locking wiring loom
- (A3) – Connection (15a), in dash panel wiring loom
- (A3L) – Connection (door contact switch/driver's side), in dash panel wiring loom
- (30) – Positive (+) connection (30az), in window lifter/central locking and door contact switch wiring loom
- (30L) – Connection – 1 – (door contact switch), in window lifter wiring loom
- (S6) – Connection (A) – 1 –, in central locking system wiring loom
- (S7) – Connection (A) – 2 –, in central locking system wiring loom
- – Only on vehicles with infra-red receiver