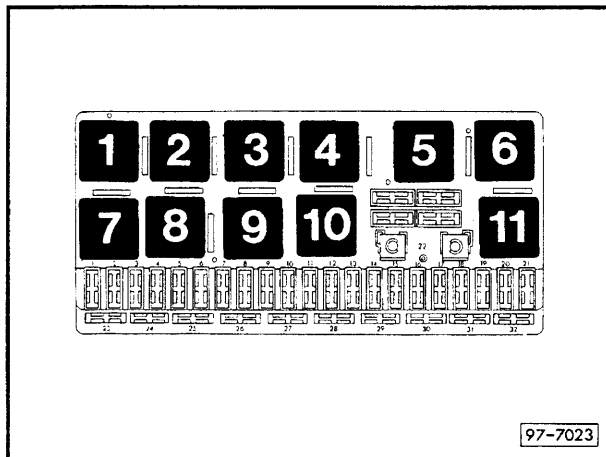


Radio (stereo) with passive loudspeakers, Audi Coupé

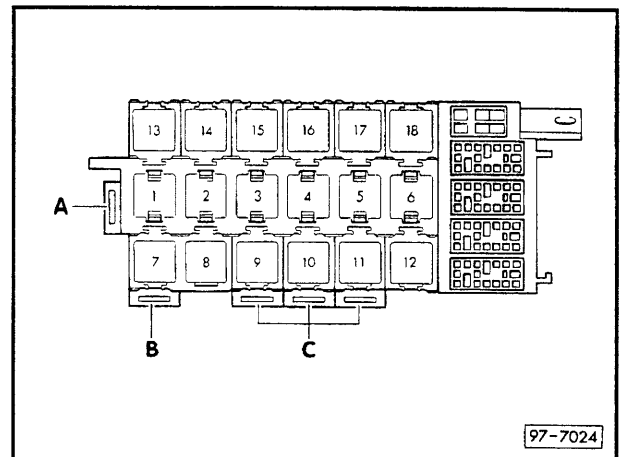
From July 1991

Position of relays – also see “Fitting Locations”

Relay plate with fuse holder:




Auxiliary relay carrier, front (under dash panel, left)



Position of relays:

Position of relays:

Auxiliary relay carrier, rear (under rear seat bench, left)

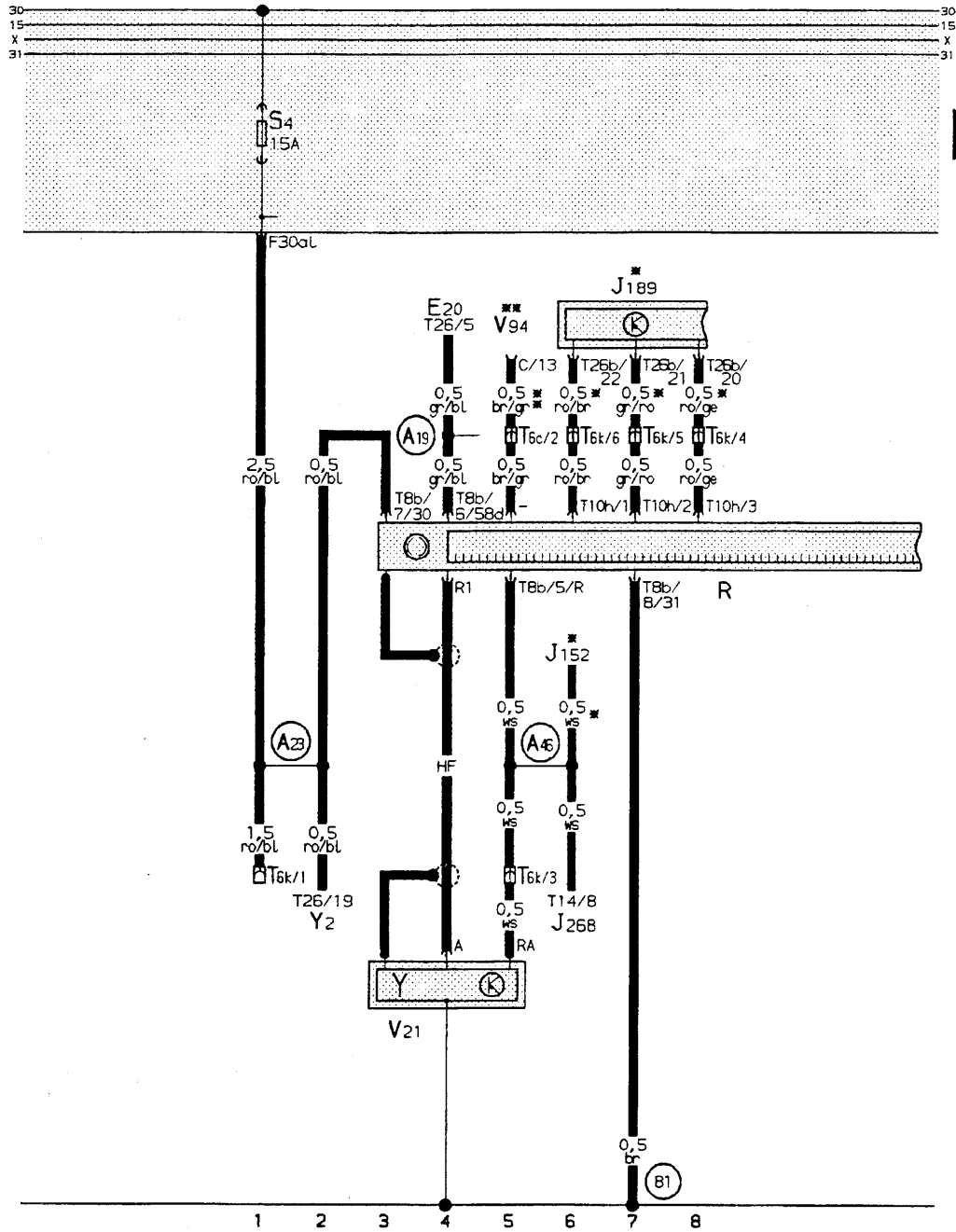


Fuse colours

- 30 A – green
- 25 A – white
- 20 A – yellow
- 15 A – blue
- 10 A – red
- 5 A – beige

Position of relays:

Radio (stereo) with passive loudspeakers



Wiring colours:

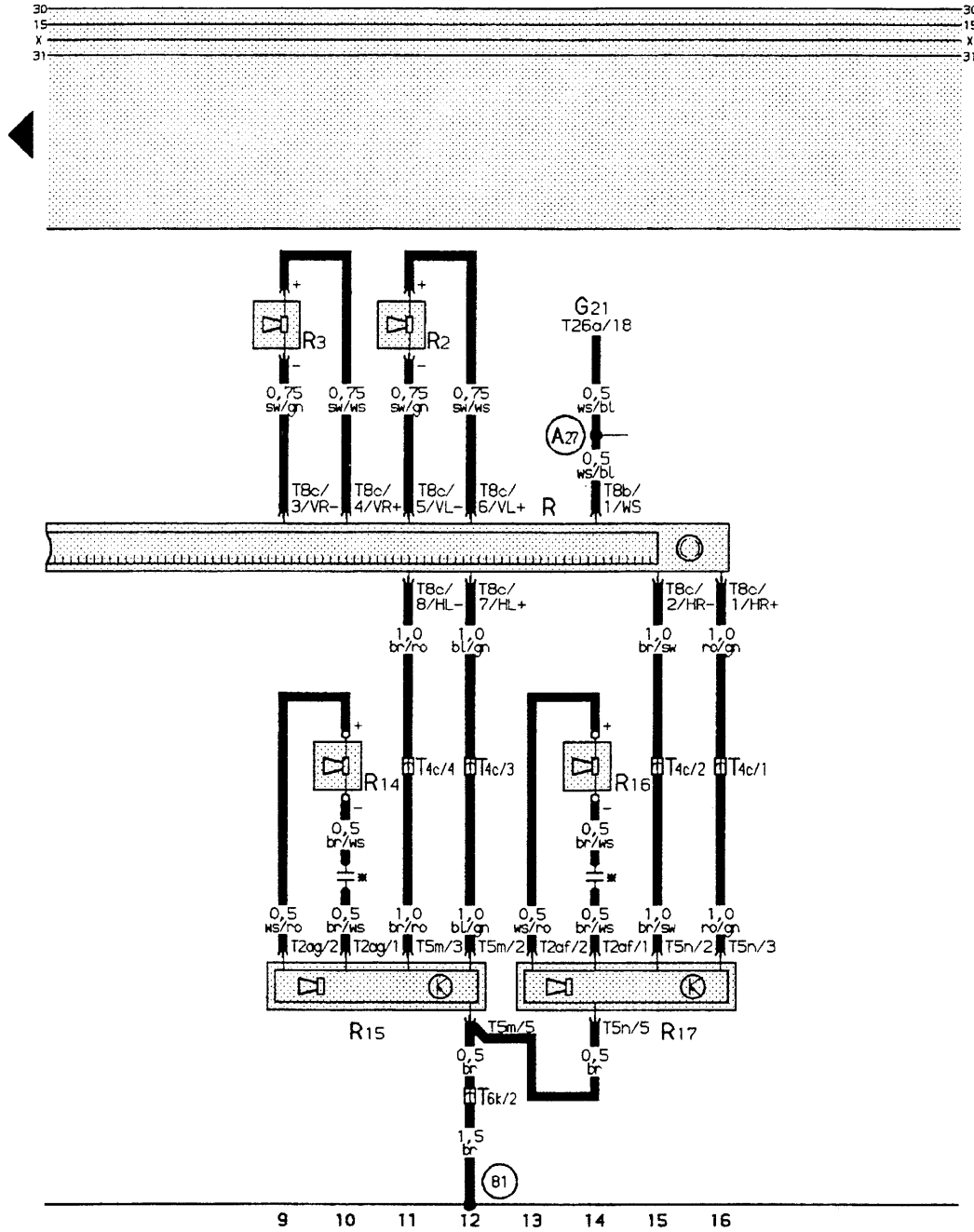
- bl = blue
- br = brown
- ge = yellow
- gn = green
- gr = grey
- li = purple
- ro = red
- sw = black
- ws = white

97-7415

- E 20 – Switches and instruments – lighting control
- J 152 – Buzzer for side lights and radio
- J 189 – Auto-check system
- J 268 – Control unit for mini-check system
- R – Radio with incorporated fader control
- T 6c – Connector 6 pin, black, behind dash panel, left
- T 6k – Connector 6 pin, black, behind console
- T 8b – Connector 8 pin, on radio
- T 10h – Connector 10 pin, red, on radio
- T 14 – Connector 14 pin, on dash panel insert (mini-check system)
- T 26 – Connector 26 pin, yellow, on dash panel insert
- T 26b – Connector 26 pin, on dash panel insert (auto-check system display unit)
- V 21 – Aerial motor

- V 94 – Motor for central locking with control unit for interior lights switch-off delay and anti-theft alarm system
- Y 2 – Digital clock
- ⓑ1 – Earth connection – 1 –, in dash panel wiring loom
- Ⓐ19 – Connection (58d), in dash panel wiring loom
- Ⓐ23 – Connection (30al), in dash panel wiring loom
- Ⓐ46 – Positive (+) connection (30 – from radio), in dash panel wiring loom
- * – only on vehicles with auto-check system
- ** – only on vehicles with anti-theft alarm

Radio (stereo) with passive loudspeakers



97-7416

- G 21 – Speedometer
- R – Radio with incorporated fader control
- R 2 – Front left loudspeaker
- R 3 – Front right loudspeaker
- R 14 – Treble loudspeaker, rear left
- R 15 – Bass loudspeaker, rear left
- R 16 – Treble loudspeaker, rear right
- R 17 – Bass loudspeaker, rear right
- T 2af – Connector 2 pin, on loudspeaker, rear right
- T 2ag – Connector 2 pin, on loudspeaker, rear left
- T 4c – Connector 4 pin, black, behind console
- T 5m – Connector 5 pin, black, on loudspeaker, rear left
- T 5n – Connector 5 pin, black, on loudspeaker, rear right
- T 6k – Connector 6 pin, black, behind console
- T 8b – Connector 8 pin, on radio
- T 8c – Connector 8 pin, on radio
- T 26a – Connector 26 pin, blue, on dash panel insert
- (B1) – Earth connection – 1 –, in dash panel wiring loom
- (A27) – Connection (speed signal), in dash panel wiring loom
- * – Condenser taped in wiring loom