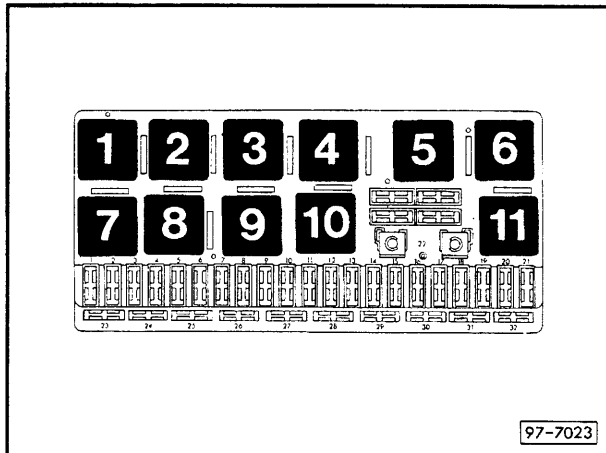


Towing bracket with auto-check system, Audi Coupé

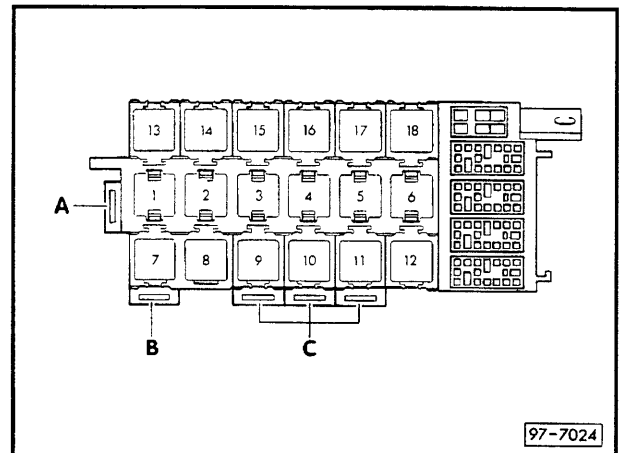
From July 1991

Position of relays –
also see “Fitting Locations”

Relay plate with fuse holder:



Auxiliary relay carrier, front
(under dash panel, left)



Position of relays:


Position of relays:

15 – Bulb monitoring device, front

Auxiliary relay carrier, rear
(under rear seat bench, left)

Fuse colours

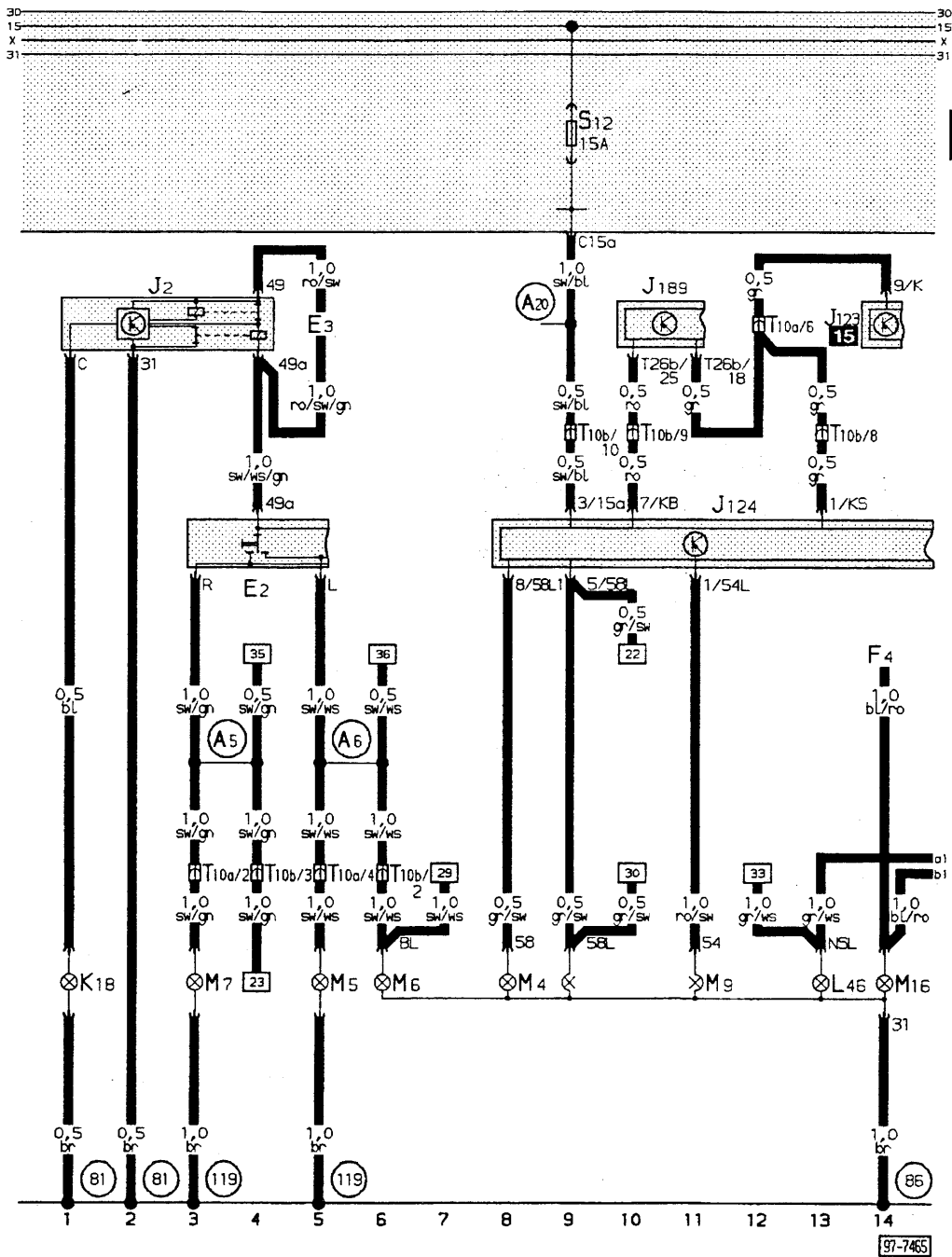
- 30 A – green
- 25 A – white
- 20 A – yellow
- 15 A – blue
- 10 A – red
- 5 A – beige



Position of relays:

19 – Relay for disabling rear fog light
(with towing bracket)

Towing bracket with auto-check system

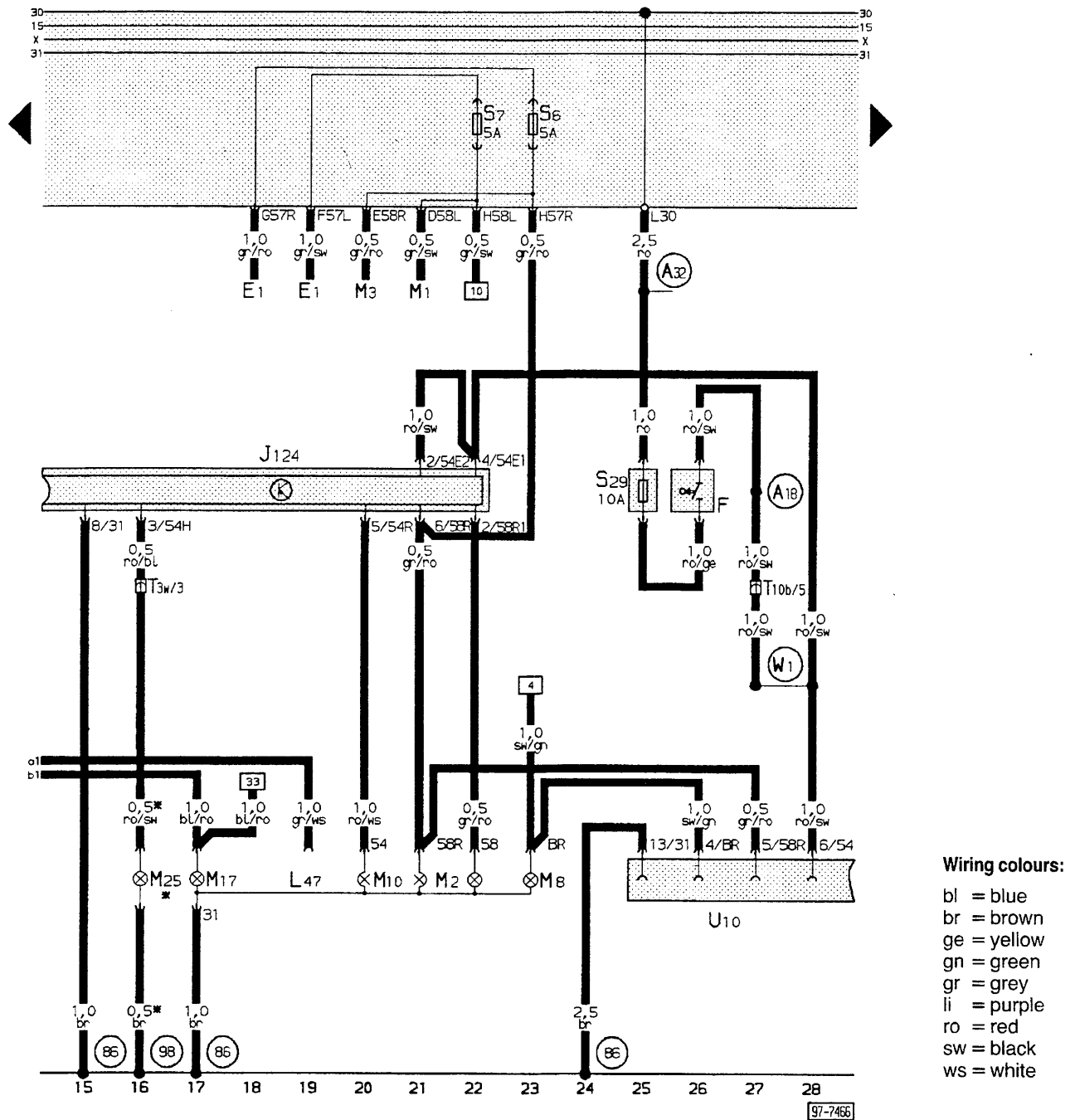


Wiring colours:

- bl = blue
- br = brown
- ge = yellow
- gn = green
- gr = grey
- li = purple
- ro = red
- sw = black
- ws = white

- E 2 – Turn signal switch
- E 3 – Emergency light switch
- F 4 – Reversing light switch
- J 123 – Bulb monitoring device, front
- J 124 – Bulb monitoring device, rear
- J 189 – Auto-check system
- K 18 – Trailer operation warning lamp
- L 46 – Rear fog light bulb, left
- M 4 – Tail light bulb, left
- M 5 – Front left turn signal bulb
- M 6 – Rear left turn signal bulb
- M 7 – Front right turn signal bulb
- M 9 – Brake light bulb, left
- M 16 – Reversing light bulb, left
- T 10a – Connector 10 pin, yellow, connector point in aux. relay carrier
- T 10b – Connector 10 pin, brown, connector point in aux. relay carrier
- T 26b – Connector 26 pin, white, on dash panel insert (display unit for auto-check system)
- Ⓢ1 – Earth connection – 1 –, in dash panel wiring loom
- Ⓢ6 – Earth connection – 1 –, in rear wiring loom
- Ⓢ19 – Earth connection – 1 –, in headlight wiring loom
- Ⓢ5 – Positive (+) connection (turn signal, right), in dash panel wiring loom
- Ⓢ6 – Positive (+) connection (turn signal, left), in dash panel wiring loom
- Ⓢ20 – Connection (15a), in dash panel wiring loom

Towing bracket with auto-check system



- | | | | |
|-------|--|-----|---|
| E 1 | - Lighting switch | Ⓢ6 | - Earth connection - 1 -, in rear wiring loom |
| F | - Brake light switch | Ⓢ9 | - Earth connection, in tailgate wiring loom |
| J 124 | - Bulb monitoring device, rear | Ⓢ18 | - Connection (54), in dash panel wiring loom |
| L 47 | - Rear fog light bulb, right | Ⓢ32 | - Positive connection (30), in dash panel wiring loom |
| M 1 | - Side light bulb, left | Ⓢ1 | - Positive (+) connection (54), in rear wiring loom |
| M 2 | - Tail light bulb, right | * | - only for high mounted brake light |
| M 3 | - Side light bulb, right | | |
| M 8 | - Rear right turn signal bulb | | |
| M 10 | - Brake light bulb, right | | |
| M 17 | - Reversing light bulb, right | | |
| M 25 | - Bulb for high mounted brake light | | |
| S 29 | - Separate fuse for brake lights (in additional fuse holder) | | |
| T 3w | - Connector 3 pin, black, in luggage boot, left | | |
| T 10b | - Connector 10 pin, brown, connector point in aux. relay carrier | | |
| U 10 | - Trailer socket | | |

