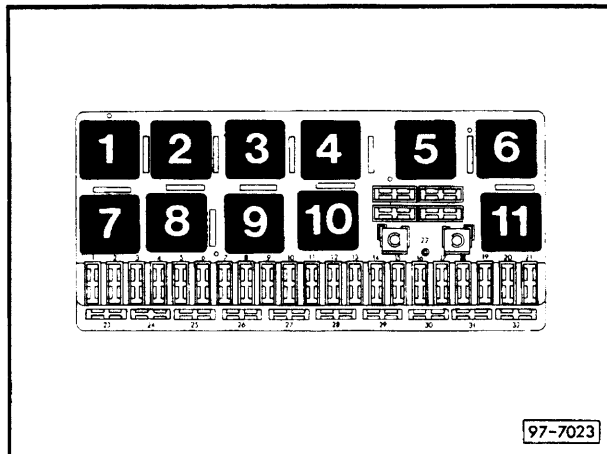


# Daylight driving lights with fog lights and rear fog light (Norway/Sweden)

from July 1991

Position of relays,  
see also "Fitting Locations"

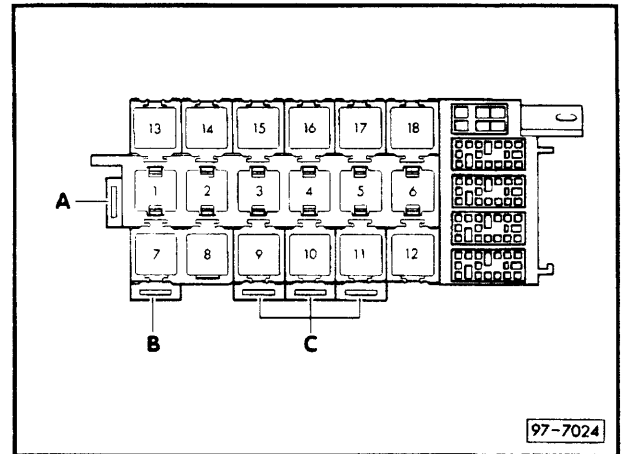
Relay plate with fuse holder



Position of relays:

- 1** – Fog light relay
- 5** – Relief relay for X-contact

Auxiliary relay carrier, front  
(under dash panel, left)



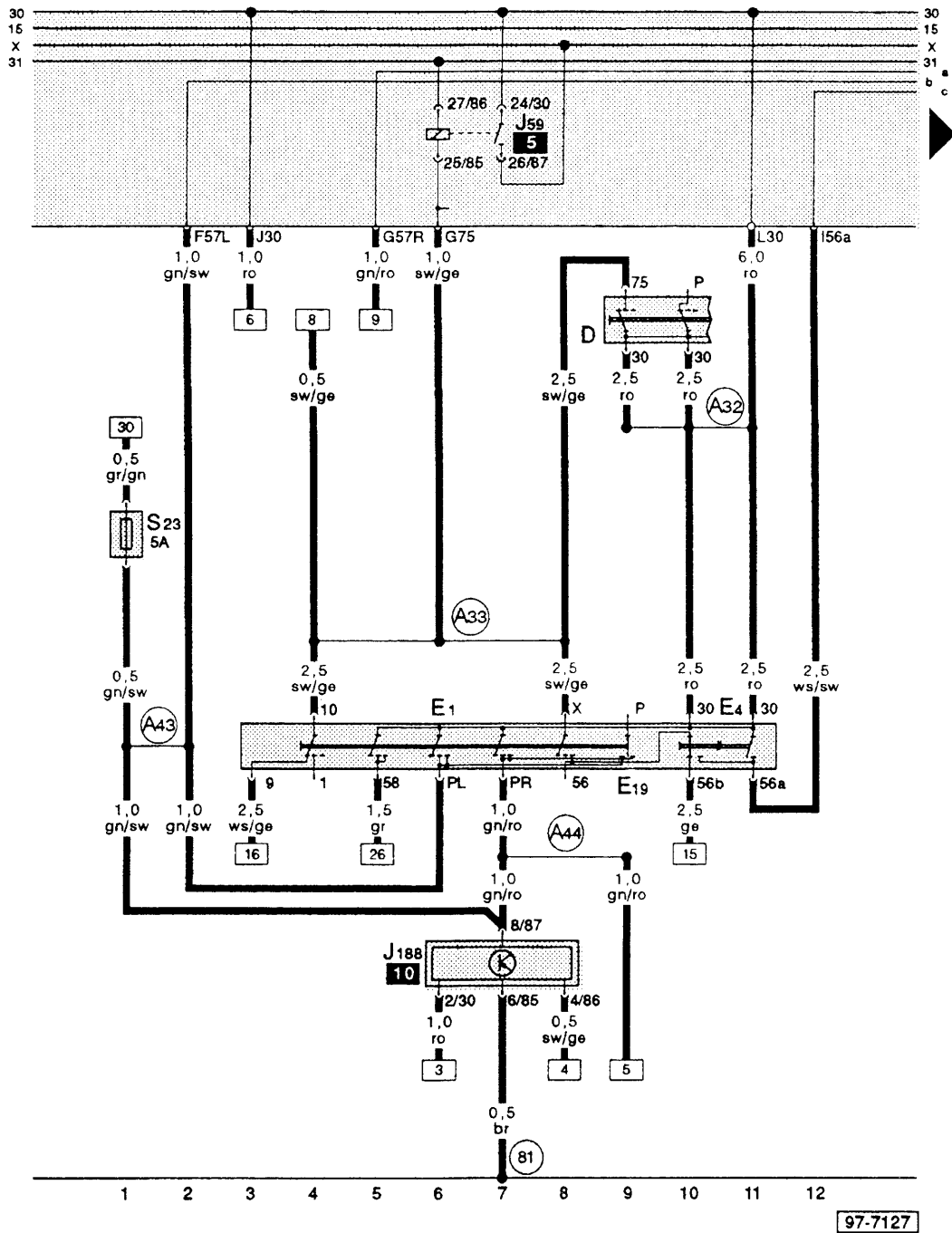
Position of relays:

- 10** – Relay for daytime driving lights

## Fuse colours

- 30 A – green
- 25 A – white
- 20 A – yellow
- 15 A – blue
- 10 A – red
- 5 A – beige

Daytime driving lights with fog lights and rear fog light (Norway/Sweden)



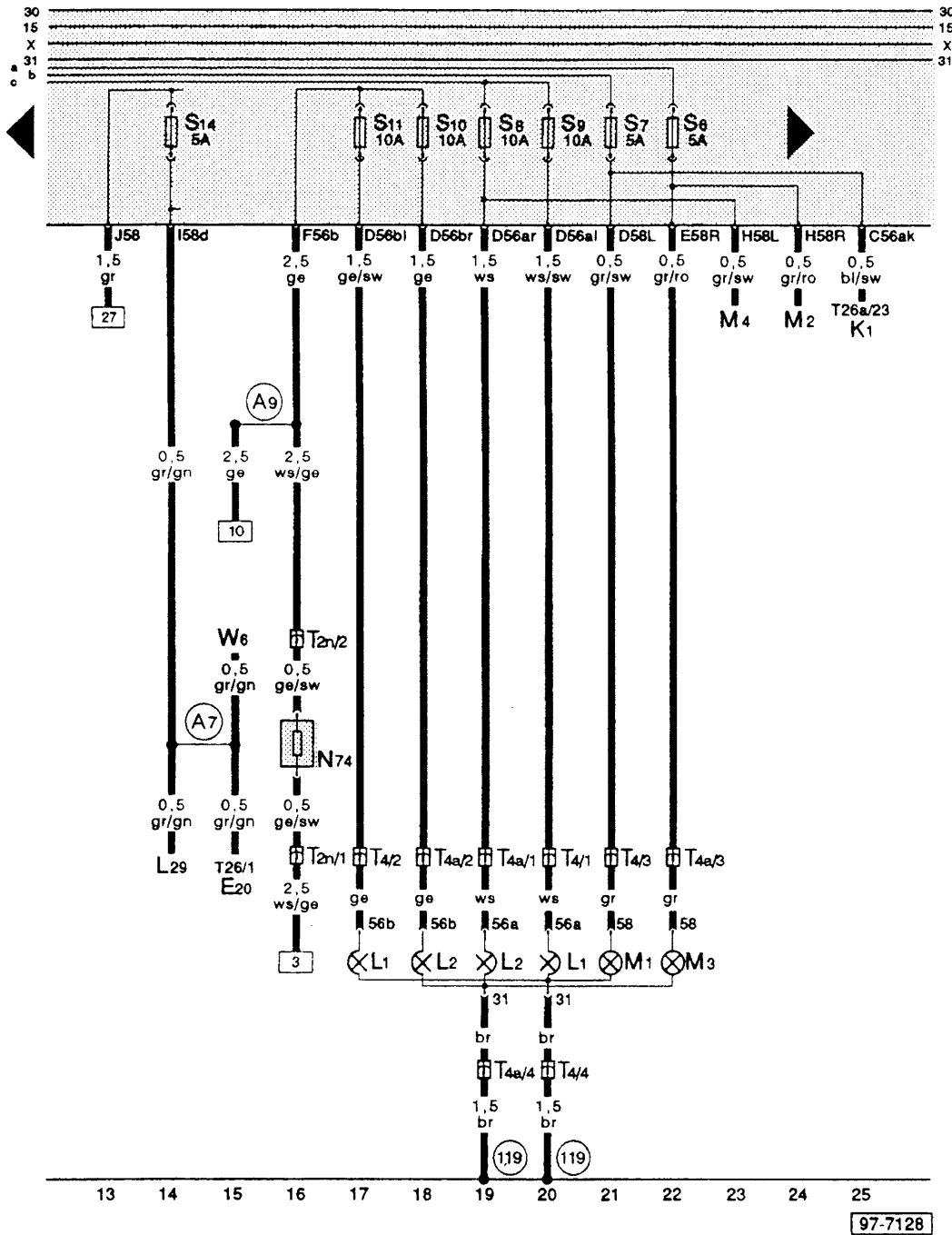
Wiring colours:

- bl = blue
- br = brown
- ge = yellow
- gn = green
- gr = grey
- li = purple
- ro = red
- sw = black
- ws = white

- D – Ignition/starter switch
- E 1 – Lighting switch
- E 4 – Headlight dipper/flasher switch
- E 19 – Parking light switch
- J 59 – Relief relay for X-contact
- J 188 – Control unit for daytime driving lights
- S 23 – Fuse for daytime driving lights (in additional fuse holder)
- (81) – Earth connection – 1 – , in dash panel wiring loom
- (A32) – Positive connection (30). in dash panel wiring loom
- (A33) – Connection (75). in dash panel wiring loom
- (A43) – Connection (57L). in dash panel wiring loom
- (A44) – Connection (57r). in dash panel wiring loom

97-7127

Daytime driving lights with fog lights and rear fog light (Norway/Sweden)



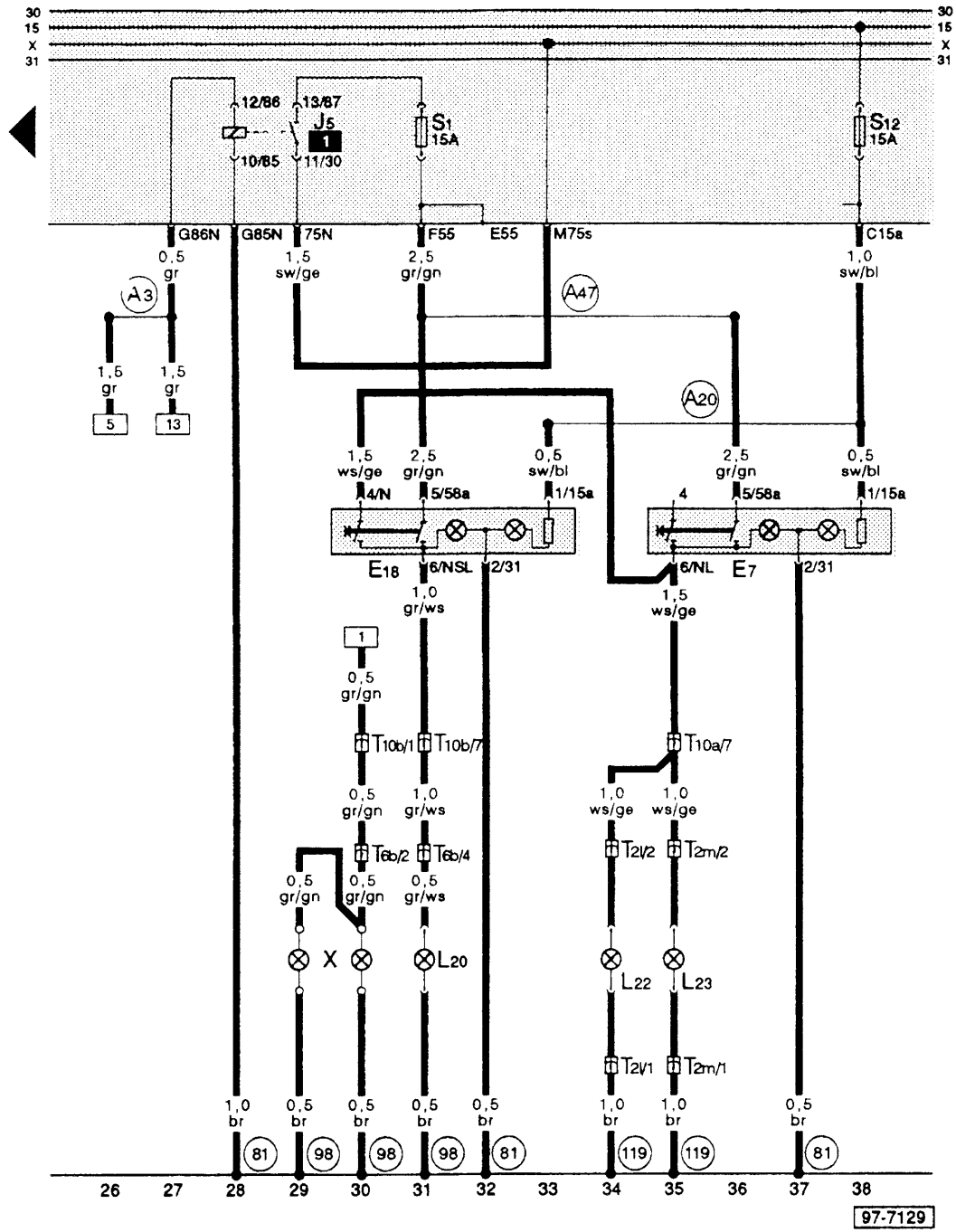
Wiring colours:

- bl = blue
- br = brown
- ge = yellow
- gn = green
- gr = grey
- li = purple
- ro = red
- sw = black
- ws = white

- E 20 – Switches and instruments – lighting control
- K 1 – Main beam warning lamp
- L 1 – Twin filament bulb, left headlight
- L 2 – Twin filament bulb, right headlight
- L 29 – Engine compartment light bulb
- M 1 – Side light bulb, left
- M 2 – Tail light bulb, right
- M 3 – Side light bulb, right
- M 4 – Tail light bulb, left
- N 74 – Resistance wire
- T 2n – Connector 2 pin, brown, behind dash panel, left
- T 4 – Connector 4 pin, near headlight, left
- T 4a – Connector 4 pin, near headlight, right
- T 26 – Connector 26 pin, yellow, on dash panel insert
- T 26a – Connector 26 pin, blue, on dash panel insert
- W 6 – Glove box light

- (81) – Earth connection – 1 –, in dash panel wiring loom
- (A7) – Positive (+) connection (58 D1), in dash panel wiring loom
- (A9) – Positive (+) connection (56 b), in dash panel wiring loom

Daytime driving lights with fog lights and rear fog light (Norway/Sweden)



Wiring colours:

- bl = blue
- br = brown
- ge = yellow
- gn = green
- gr = grey
- li = purple
- ro = red
- sw = black
- ws = white

- E 7 – Fog light switch
- E 18 – Rear fog light switch
- J 5 – Fog light relay
- L 20 – Rear fog light bulb
- L 22 – Fog light bulb, left
- L 23 – Fog light bulb, right
- T 2l – Connector 2 pin, black, in engine compartment, left
- T 2m – Connector 2 pin, black, in engine compartment, right
- T 6b – Connector 6 pin, black, in luggage boot, left
- T 10a – Connector 10 pin, yellow, connector point in aux. relay carrier
- T 10b – Connector 10 pin, brown, connector point in aux. relay carrier
- X – Number plate light
- (81) – Earth connection – 1 –, in dash panel wiring loom
- (98) – Earth connection, in tailgate wiring loom
- (119) – Earth connection – 1 –, in headlight wiring loom
- (A3) – Positive (+) connection (58), in dash panel wiring loom
- (A20) – Connection (15a), in dash panel wiring loom
- (A47) – Connection (55), in dash panel wiring loom