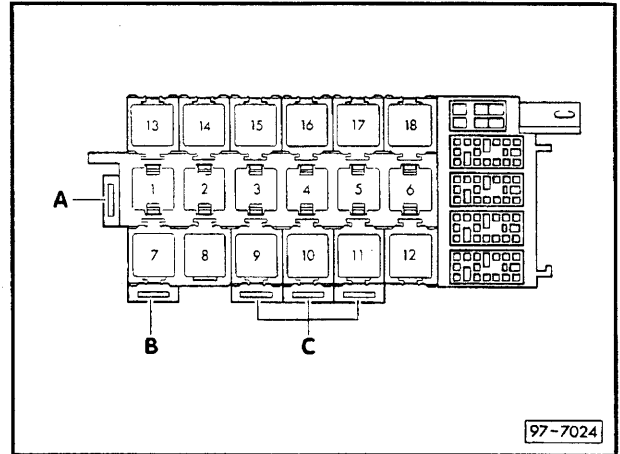
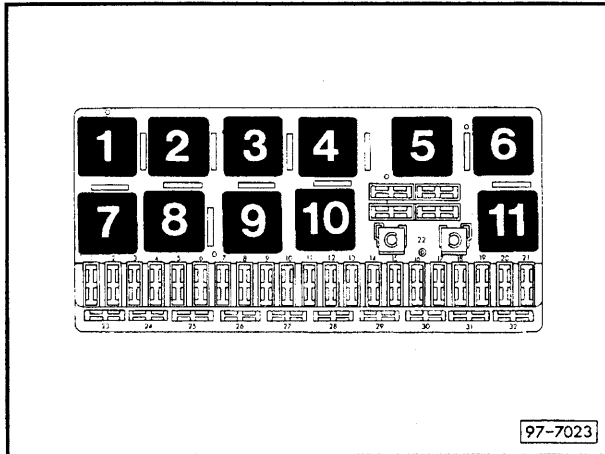


Airbag

from Juli 1991

Position of relays,
see also "Fitting Locations"
Relay plate with fuse holder

Auxiliary relay carrier, front
(under dash panel, left)



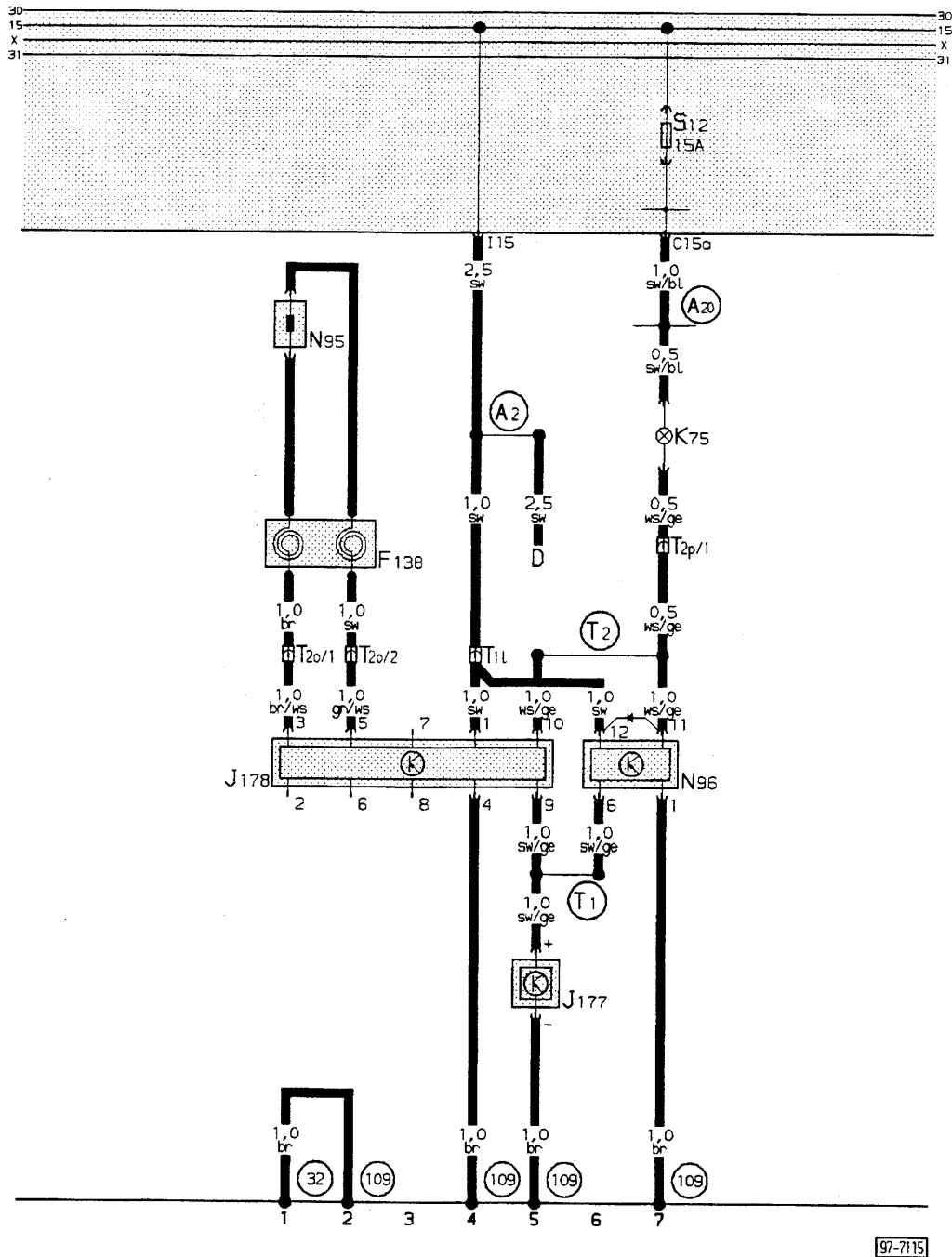
Position of relays:

Position of relays:

Fuse colours

- 30 A – green
- 25 A – white
- 20 A – yellow
- 15 A – blue
- 10 A – red
- 5 A – beige

Airbag



Wiring colours:

- bl = blue
- br = brown
- ge = yellow
- gn = green
- gr = grey
- li = purple
- ro = red
- sw = black
- ws = white

- D – Ignition/starter switch
- F 138 – Coil spring for airbag
- J 177 – Voltage reserve unit for airbag
- J 178 – Airbag triggering unit
- K 75 – Airbag warning lamp
- N 95 – Airbag igniter – driver side
- N 96 – Airbag transformer
- T 11 – Connector single, red, behind dash panel, left
- T 2o – Connector 2 pin, red, behind dash panel
- T 2p – Connector 2 pin, yellow, behind dash panel, left
- Ⓣ2 – Earth point, behind dash panel, left
- Ⓣ109 – Earth connection, in airbag wiring loom
- ⓉA2 – Positive (+) connection (15), in dash panel wiring loom
- ⓉA20 – Connection (15a), in dash panel wiring loom
- ⓉT1 – Positive (+) connection – 1 –, in airbag wiring loom
- ⓉT2 – Positive (+) connection – 2 –, in airbag wiring loom

97-7115