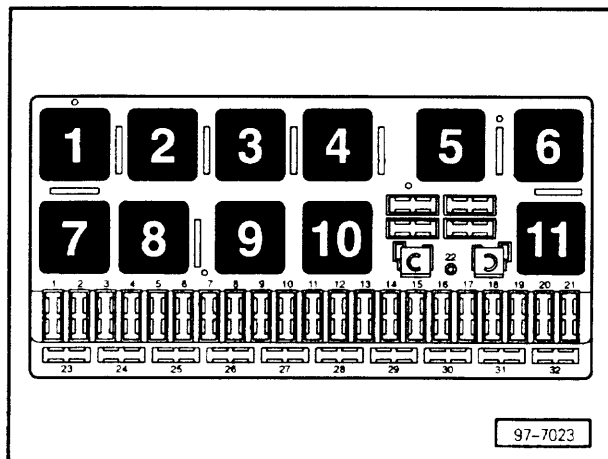


Airbag for driver and front passenger (basic triggering unit BAE) with belt tensioner

from 1996 Model Year

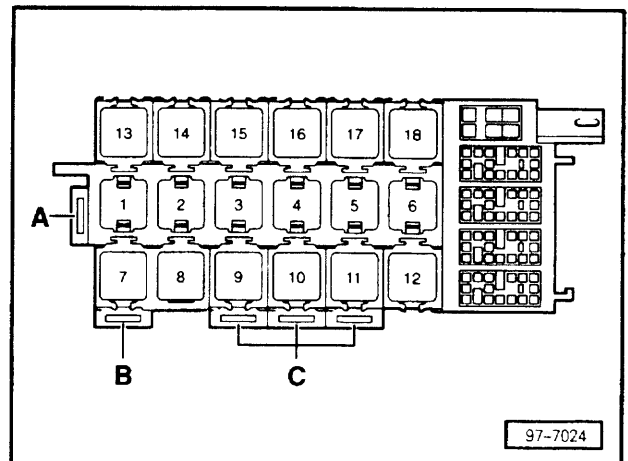
Position of relays
also refer to section "Fitting Locations"

Relay plate with fuse box:




Position of relays:

Auxiliary relay carrier, front
(under dash panel, left)



Position of relays:

Auxiliary relay carrier, rear
(under seat bench, left)

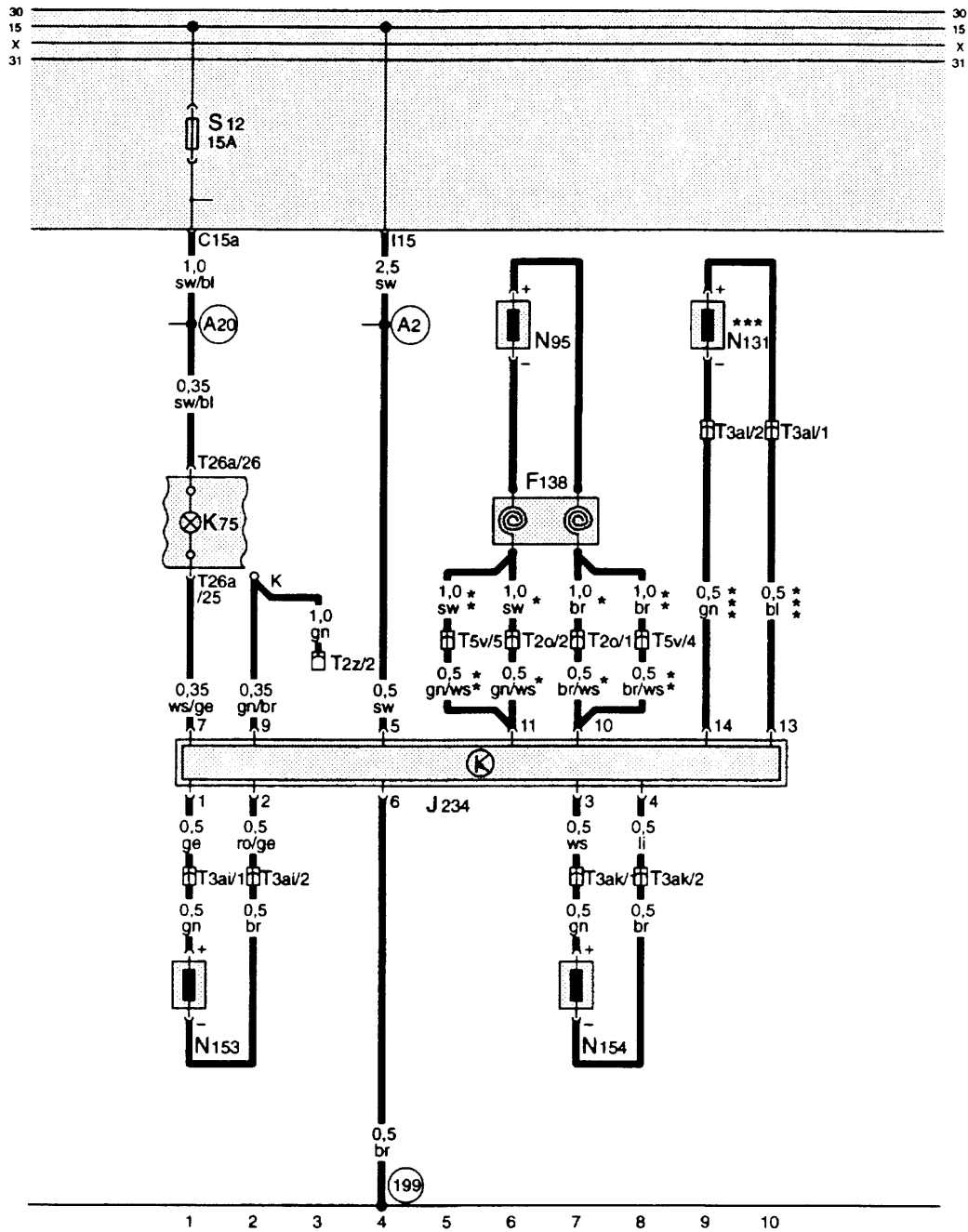


Position of relays:

Fuse colours:

- 30 A - green
- 25 A - white
- 20 A - yellow
- 15 A - blue
- 10 A - red
- 5 A - beige

Airbag for driver and front passenger (basic triggering unit BAE) with belt tensioner



- ws = white
- sw = black
- ro = red
- br = brown
- gn = green
- bl = blue
- gr = grey
- li = purple
- ge = yellow

- F138 - Airbag coil connector
- J234 - Airbag control unit
- K75 - Airbag warning lamp
- N95 - Airbag igniter, driver's side
- N131 - Airbag igniter 1 - front passenger's side
- N153 - Belt tensioner igniter -1-, driver's side
- N154 - Belt tensioner igniter -2-, front passenger's side
- T2o - 2-pin connector, behind dash panel
- T2z - 2-pin connector, white, in plenum chamber, near relay plate (diagnosis connector)
- T3ai - 3-pin connector, behind dash panel, left
- T3ak - 3-pin connector, behind dash panel, left
- T3al - 3-pin connector, near airbag control unit
- T5v - 5-pin connector, yellow, behind steering column switch trim
- T26a - 26-pin connector, blue, on dash panel insert

- 199 - Earth connection -3-, in dash panel wiring harness
- A2 - Positive (+) connection (15), in dash panel wiring harness
- A20 - Connection (15a), in dash panel wiring harness
- * - Applicable up to 1997 model year
- ** - Applicable from 1998 model year onwards
- *** - Only applies to models equipped with front passenger airbag
- K - Junction for diagnosis connector (K wire)

Note: Junctions are screwed onto frame of relay carrier (in plenum chamber).