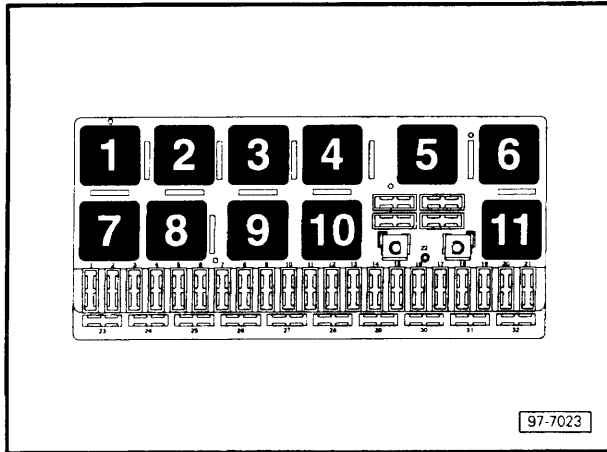


**Ellipsoidal headlights (twin headlamps),
5-cylinder (2.2 ltr. Motronic 169kW -S2- and
2.2 ltr. Motronic 232kW -RS2-)**

from July 1994

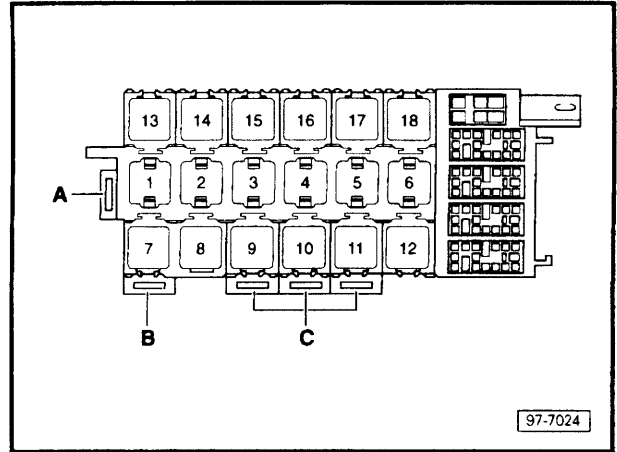
Position of relays
also see "Fitting Locations" section

Relay plate with fuse holder:



Position of relays:

Auxiliary relay carrier, front
(under dash panel, left)




Position of relays:

Fuse colours:

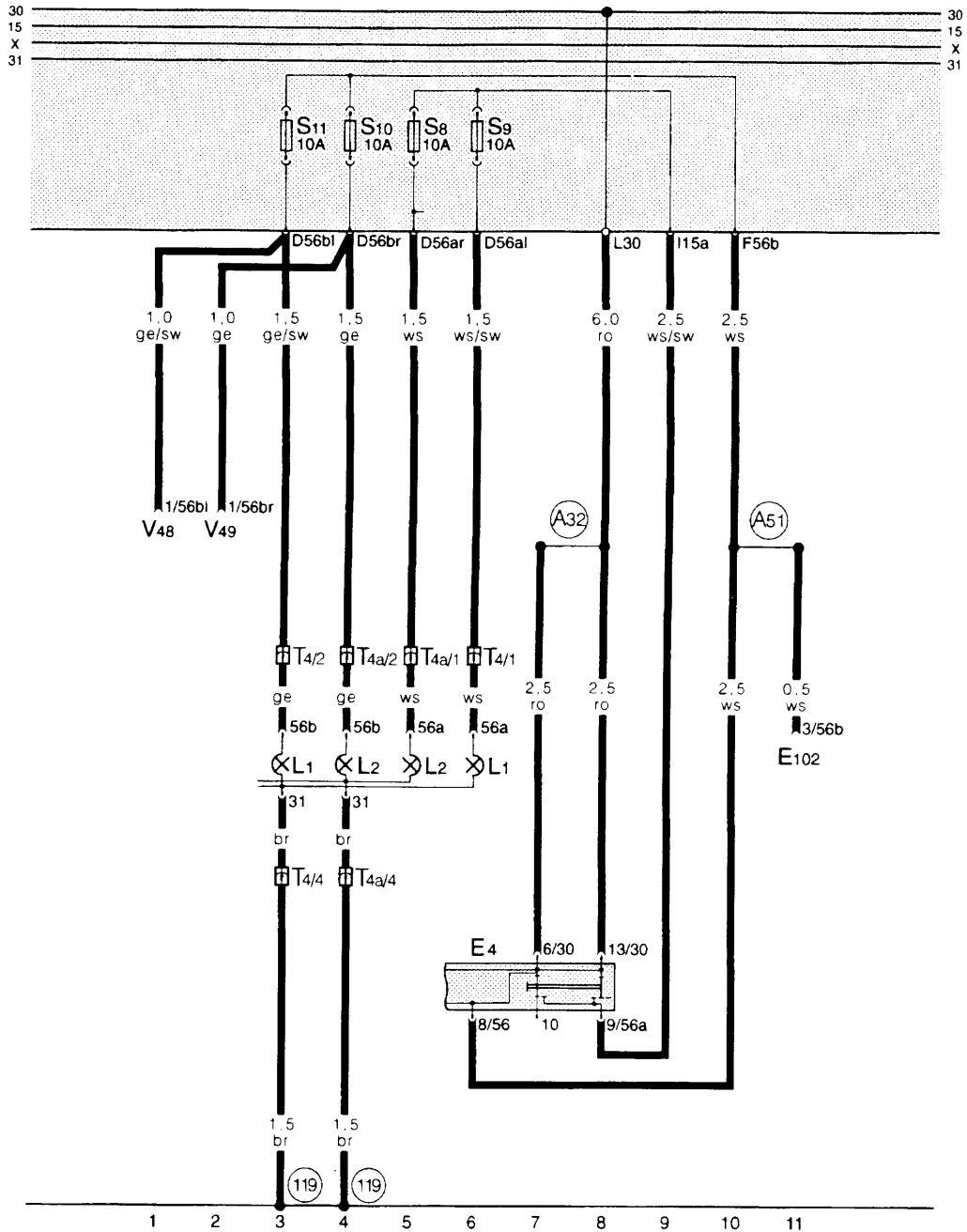
- 30 A - green
- 25 A - white
- 20 A - yellow
- 15 A - blue
- 10 A - red
- 5 A - beige

Auxiliary relay carrier, rear
(under seat bench, left)



Position of relays:

Ellipsoidal headlights (twin headlamps), 5-cylinder (2.2 ltr. Motronic 169kW -S2- and 2.2 ltr. Motronic 232kW -RS2-)



- bl = blue
- br = brown
- ge = yellow
- gn = green
- gr = grey
- li = purple
- ro = red
- sw = black
- ws = white

97-17105

- E 4 - Headlight dipper/flasher switch
- E 102 - Headlight range control adjuster
- L 1 - Single filament bulb for left headlight
- L 2 - Single filament bulb for right headlight
- T 4 - Connector, 4-pin, near headlight, left
- T 4 a - Connector, 4-pin, near headlight, right
- V 48 - Motor left for beam adjustment
- V 49 - Motor right for beam adjustment

- 119 - Earth connection -1-, in headlight wiring loom
- A32 - Positive connection (30), in dash panel wiring loom
- A51 - Connection (56), in dash panel wiring loom