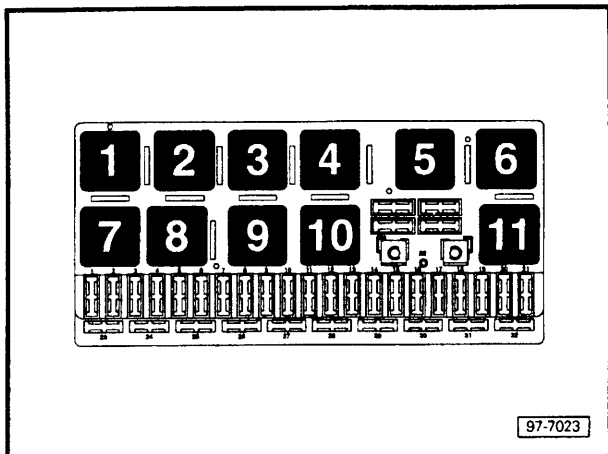


Airbag for driver and front passenger (basic triggering unit BAE) with belt tensioner

from July 1994

Position of relays

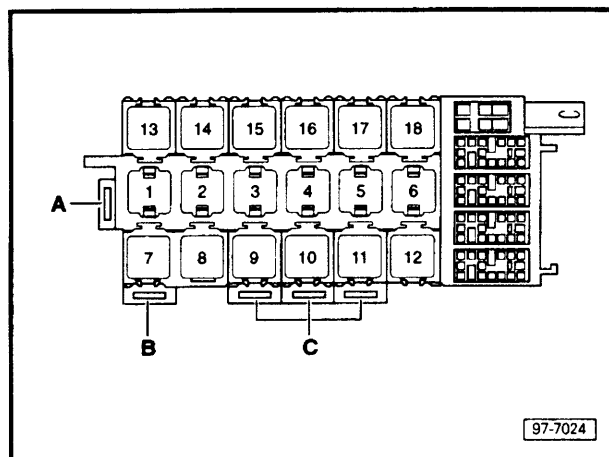
also see "Fitting Locations" section
Relay plate with fuse holder:



Position of relays:

Auxiliary relay carrier, front


(under dash panel, left)



Position of relays:

Auxiliary relay carrier, rear

(under seat bench, left)

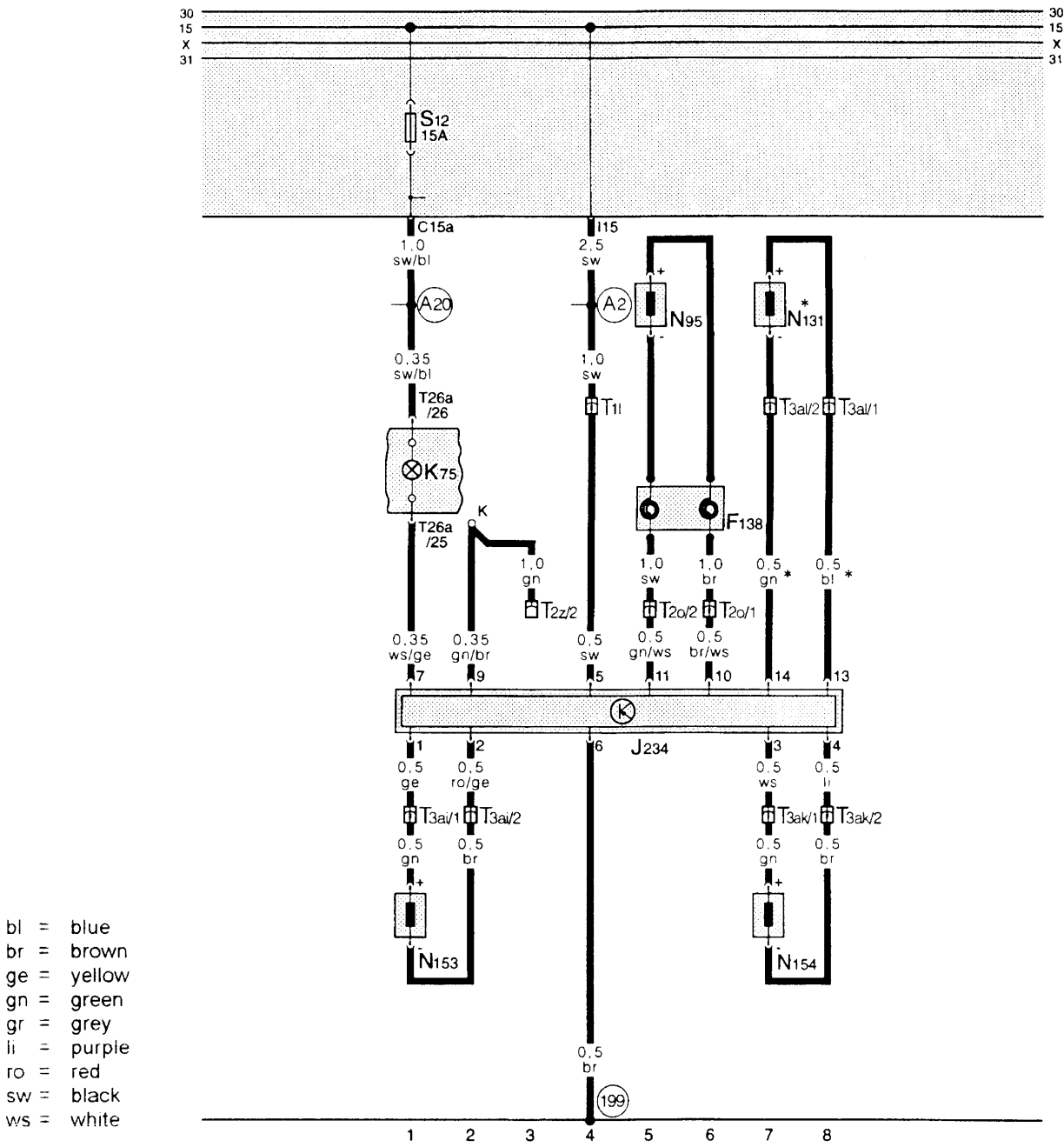


Position of relays:

Fuse colours:

- 30 A - green
- 25 A - white
- 20 A - yellow
- 15 A - blue
- 10 A - red
- 5 A - beige

Airbag for driver and front passenger (basic triggering unit BAE) with belt tensioner



- F 138 - Coil spring for airbag
- J 234 - Airbag control unit
- K 75 - Airbag warning lamp
- N 95 - Airbag igniter - driver's side
- N 131 - Airbag igniter 1 - front passenger side
- N 153 - Igniter -1- for belt tensioner - driver's side
- N 154 - Igniter -2- for belt tensioner - front passenger side
- T 11 - Connector, single, behind dash panel, left
- T 2 o - Connector, 2-pin, behind dash panel
- T 2 z - Connector, 2-pin, in plenum chamber near relay plate (diagnosis plug)
- T 3 ai - Connector, 3-pin, behind dash panel, left
- T 3 ak - Connector, 3-pin, behind dash panel, left
- T 3 al - Connector, 3-pin, near airbag control unit
- T 26 a - Connector, 26-pin, blue, on dash panel insert

- (199) - Earth connection -3-, in dash panel wiring loom
- (A2) - Positive (+) connection (15), in dash panel wiring loom
- (A20) - Connection (15a), in dash panel wiring loom
- * - Only with front-passenger airbag equipment
- K - Junction box for diagnosis plug (K-line)

Note: Junction boxes are screwed onto frame of relay carrier (in plenum chamber).

97-16762