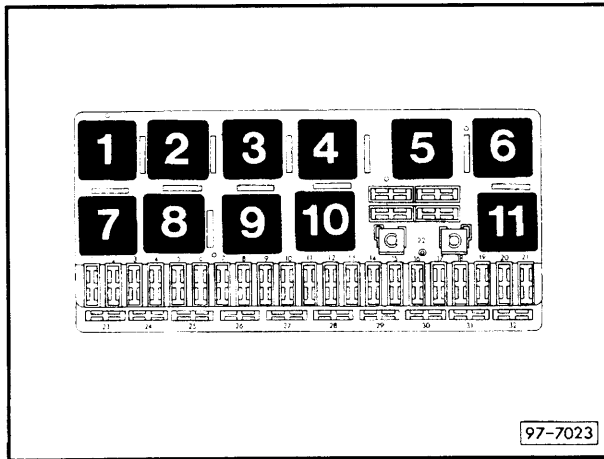


# Avant

from July 1993

Position of relays  
also see "Fitting Locations"

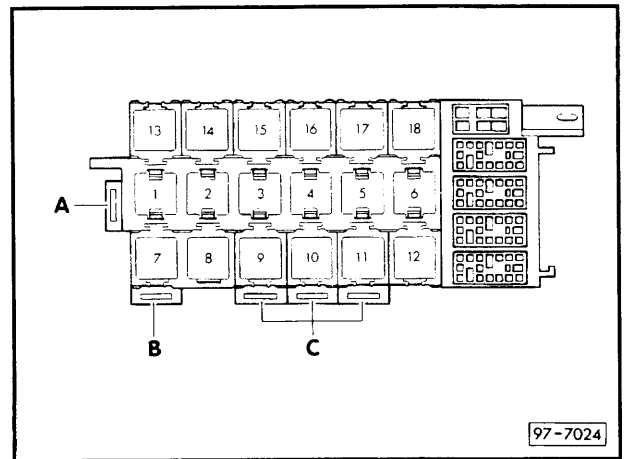
Relay plate with fuse holder:



Relay positions:

**9** – Relay for intermittent wash/wipe

Auxiliary relay carrier, front  
(below dash panel, left)




Relay positions:

**Fuse colours**

- 30 A – green
- 25 A – white
- 20 A – yellow
- 15 A – blue
- 10 A – red
- 5 A – beige

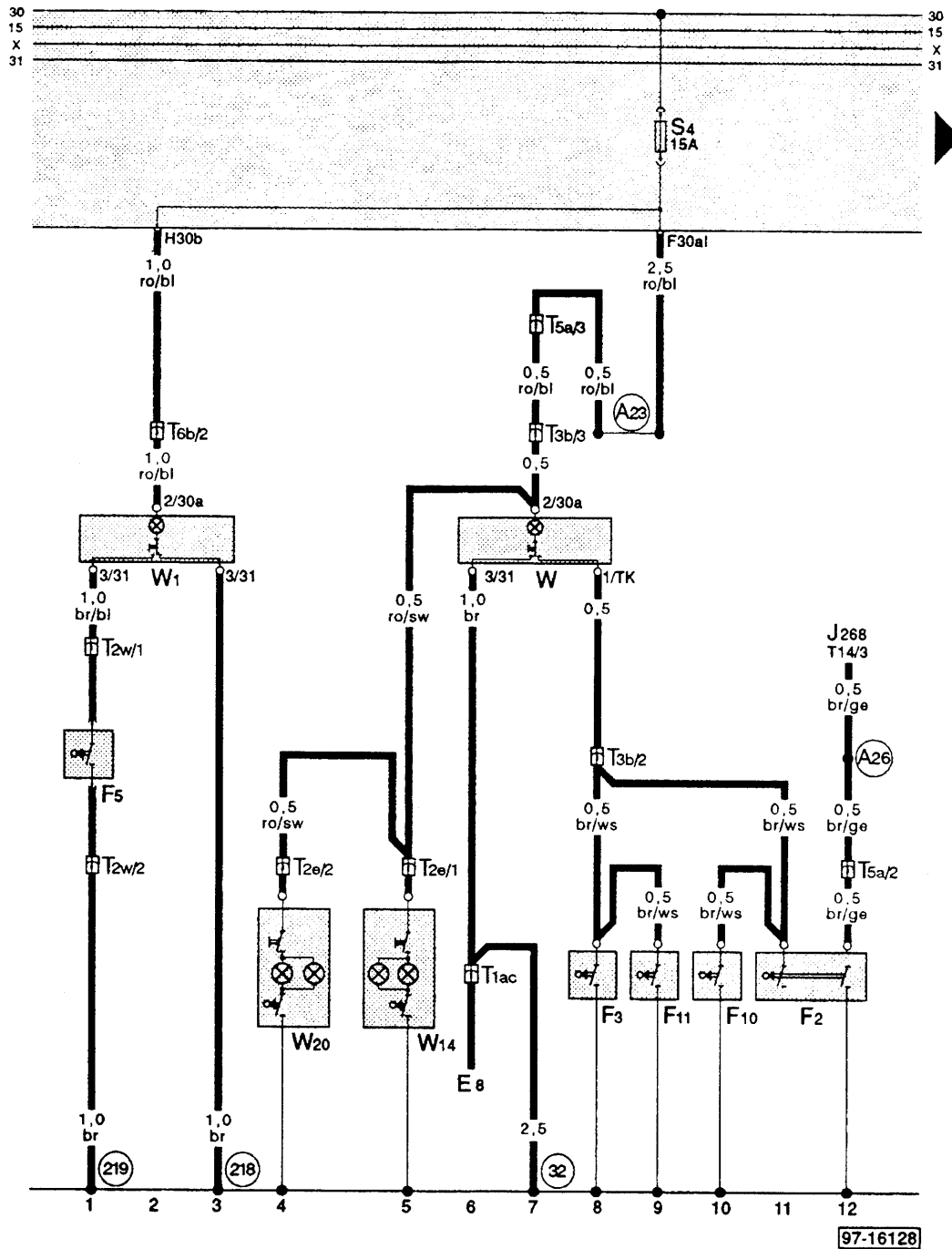
Auxiliary relay carrier, rear  
(under rear seat bench, left)



Relay positions:

**20** – Relay for rear wiper

Avant

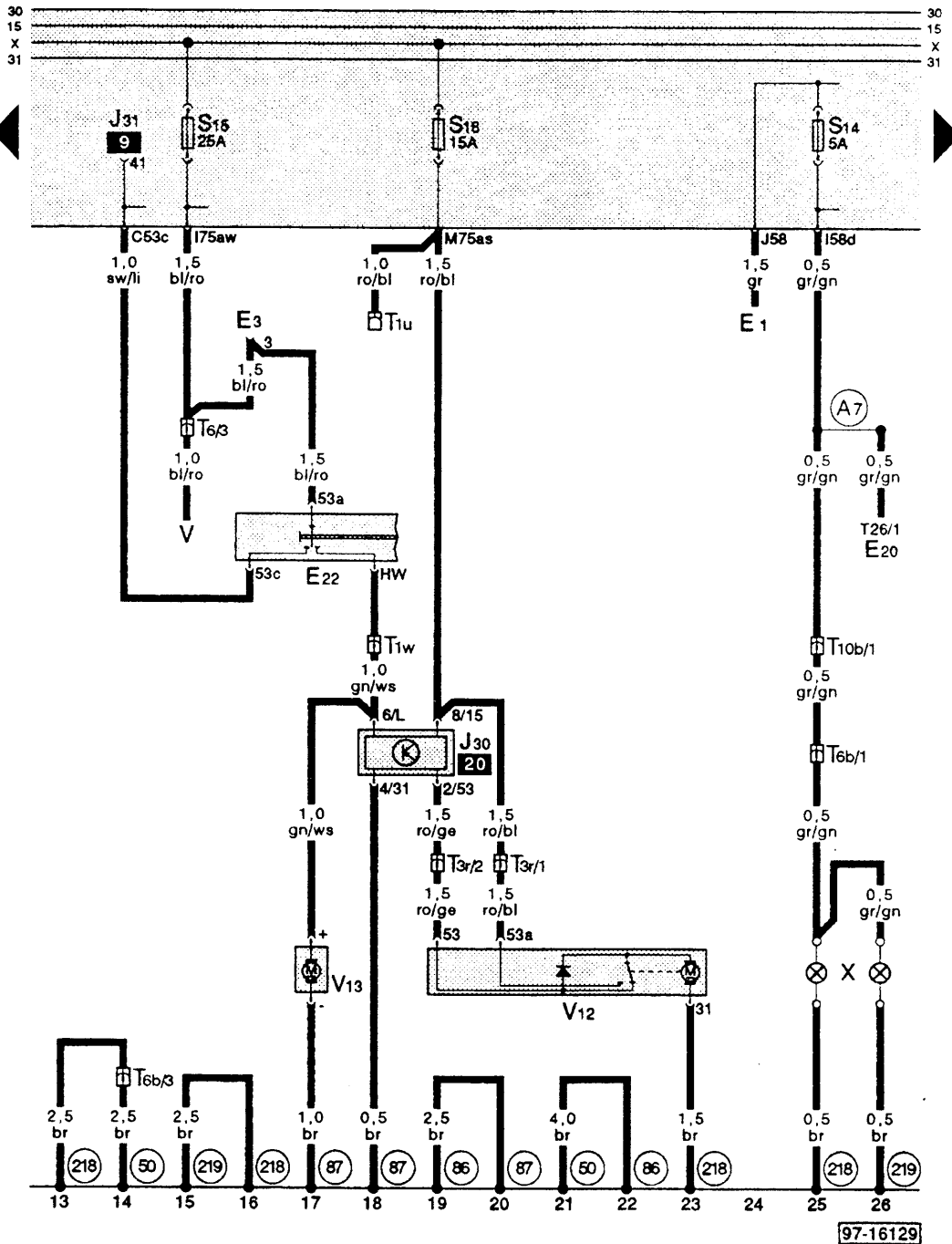


- Wiring colours:**
- bl = blue
  - br = brown
  - ge = yellow
  - gn = green
  - gr = grey
  - li = purple
  - ro = red
  - sw = black
  - ws = white

- E 8 – Switch for sliding roof
- F 2 – Front left door contact switch
- F 3 – Front right door contact switch
- F 5 – Luggage boot light switch
- F 10 – Rear left door contact switch
- F 11 – Rear right door contact switch
- J 268 – Control unit for mini-check system
- T 1ac – Connector single, near sliding roof switch
- T 2e – Connector 2 pin, near interior light
- T 2w – Connector 2 pin, grey, in tailgate lock
- T 3b – Connector 3 pin, green, behind dash panel, left
- T 5a – Connector 5 pin, brown, connector point in aux. relay carrier
- T 14 – Connector 14 pin, white, on dash panel insert (mini-check system)
- W – Interior light, front
- W 1 – Interior light, luggage compartment
- W 14 – Illuminated Make-up mirror (passenger's side)
- W 20 – Illuminated Make-up mirror (driver's side)

- ⓐ2 – Earth point, behind dash panel, left
- ⓐ18 – Earth connection – 1 –, in tailgate wiring loom
- ⓐ19 – Earth connection – 2 –, in tailgate wiring loom
- ⓐ23 – Connection (30a), in dash panel wiring loom
- ⓐ26 – Connection (door contact switch/driver side), in dash panel wiring loom
- \* – only with electric sliding roof

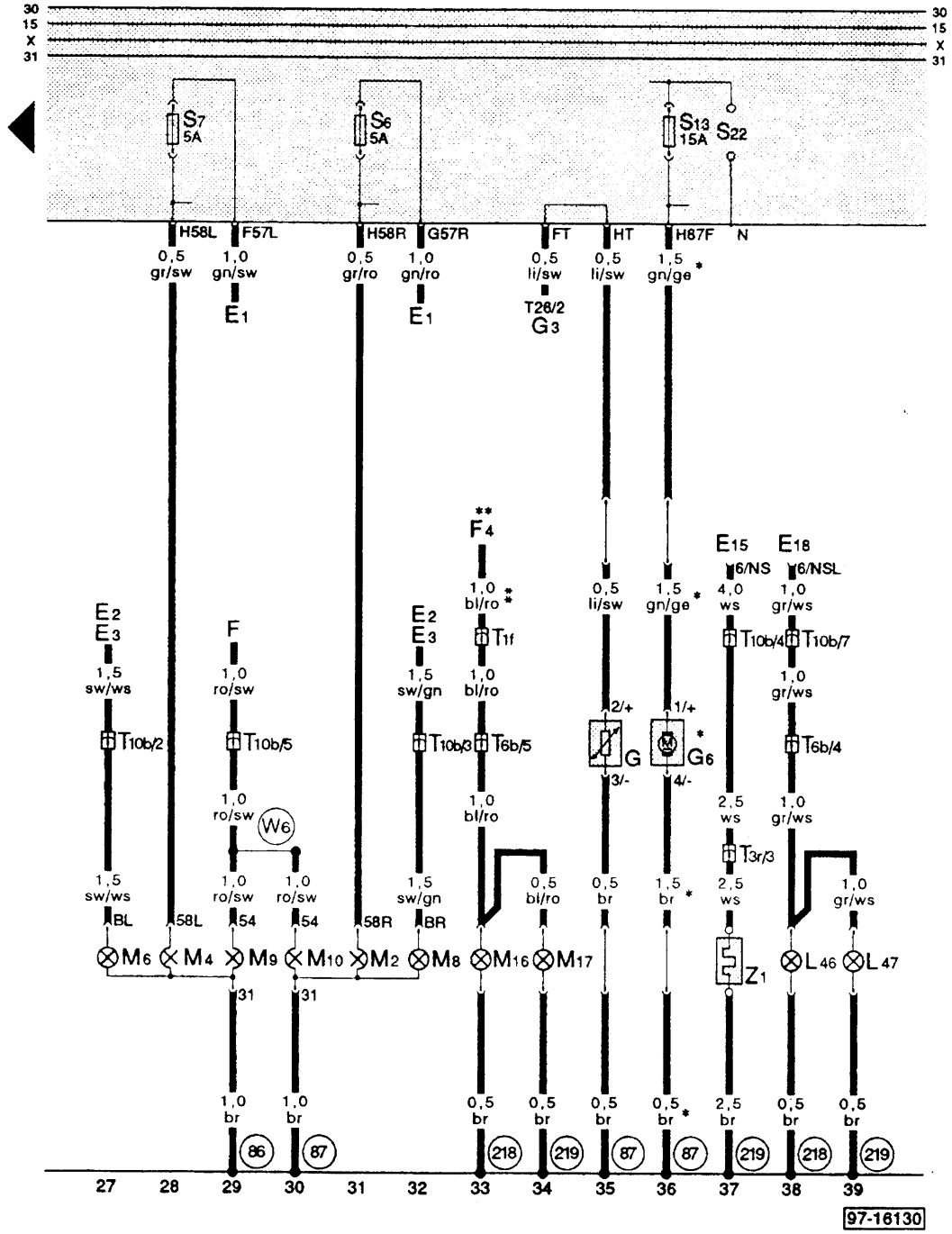
Avant



- E 1 – Lighting switch
- E 3 – Emergency light switch
- E 20 – Switches and instruments – lighting control
- E 22 – Intermittent wiper switch
- J 30 – Rear window wiper/washer relay
- J 31 – Intermittent wash/wipe relay
- T 1u – Connector single, blue, behind dash panel, left
- T 1w – Connector single, grey, behind dash panel, left
- T 3r – Connector 3 pin, white, in luggage boot, left
- T 6 – Connector 6 pin, black, connector point in aux. relay carrier
- T 6b – Connector 6 pin, black, in luggage boot, left
- T 10b – Connector 10 pin, brown, connector point in aux. relay carrier
- T 26 – Connector 26 pin, yellow, on dash panel insert
- V – Windscreen wiper motor
- V 12 – Rear wiper motor
- V 13 – Rear window washer pump
- X – Number plate light

- (50) – Earth point, luggage boot, left
- (86) – Earth connection – 1 –, in rear wiring loom
- (87) – Earth connection – 2 –, in rear wiring loom
- (218) – Earth connection – 1 –, in tailgate wiring loom
- (219) – Earth connection – 2 –, in tailgate wiring loom
- (A7) – Positive (+) connection (58 D1), in dash panel wiring loom

Avant



**Wiring colours:**  
 bl = blue  
 br = brown  
 ge = yellow  
 gn = green  
 gr = grey  
 li = purple  
 ro = red  
 sw = black  
 ws = white

- E 1 – Lighting switch
- E 2 – Turn signal switch
- E 3 – Emergency light switch
- E 15 – Heated rear window switch
- E 18 – Rear fog light switch
- F – Brake light switch
- F 4 – Reversing light switch
- G – Fuel level sender
- G 3 – Coolant temperature gauge
- G 6 – Fuel pump
- L 46 – Rear fog light bulb left
- L 47 – Rear fog light bulb right
- M 2 – Tail light bulb, right
- M 4 – Tail light bulb, left
- M 6 – Rear left turn signal bulb
- M 8 – Rear right turn signal bulb
- M 9 – Brake light bulb, left
- M 10 – Brake light bulb, right
- M 16 – Reversing light bulb left
- M 17 – Reversing light bulb right
- T 1f – Connector single, black, behind dash panel, left
- T 3r – Connector 3 pin, white, in luggage boot, left
- T 6b – Connector 6 pin, black, in luggage boot, left
- T 10b – Connector 10 pin, brown, connector point in aux. relay carrier
- T 26 – Connector 26 pin, yellow, on dash panel insert
- Z 1 – Heated rear window
- Ⓢ6 – Earth connection – 1 –, in rear wiring loom
- Ⓢ7 – Earth connection – 2 –, in rear wiring loom
- Ⓢ18 – Earth connection – 1 –, in tailgate wiring loom
- Ⓢ19 – Earth connection – 2 –, in tailgate wiring loom
- Ⓢ16 – Connection (leftturn signal), in rear wiring loom
- \* – not with turbodiesel engines "TDI" and "VWD"
- \*\* – only on vehicles with manual gearbox