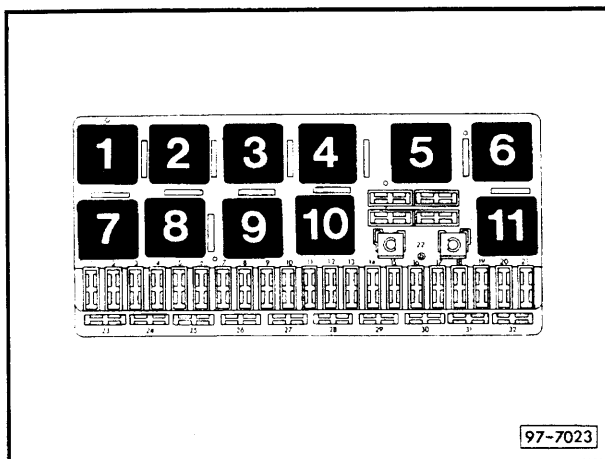


Electric window lifters (4-door)

from July 1993

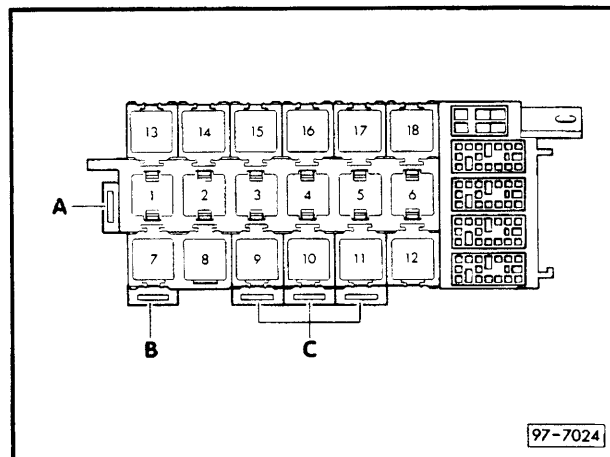
Relay locations
also see "Fitting Locations"

Relay plate with fuse holder:

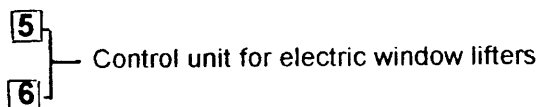


Relay locations:

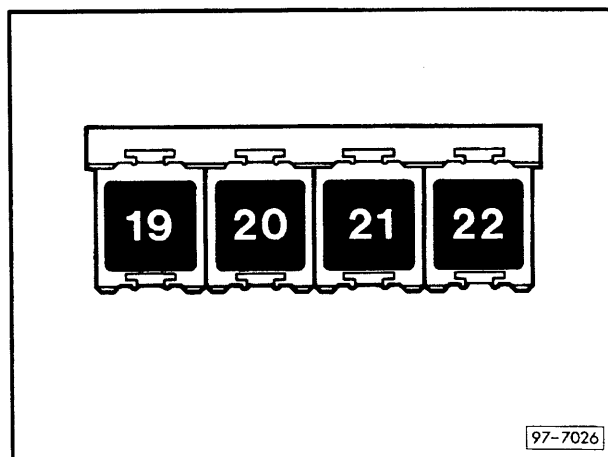
Front auxiliary relay carrier
(under dash panel at left)



Relay locations:



Rear auxiliary relay carrier
(under seat bench at left)

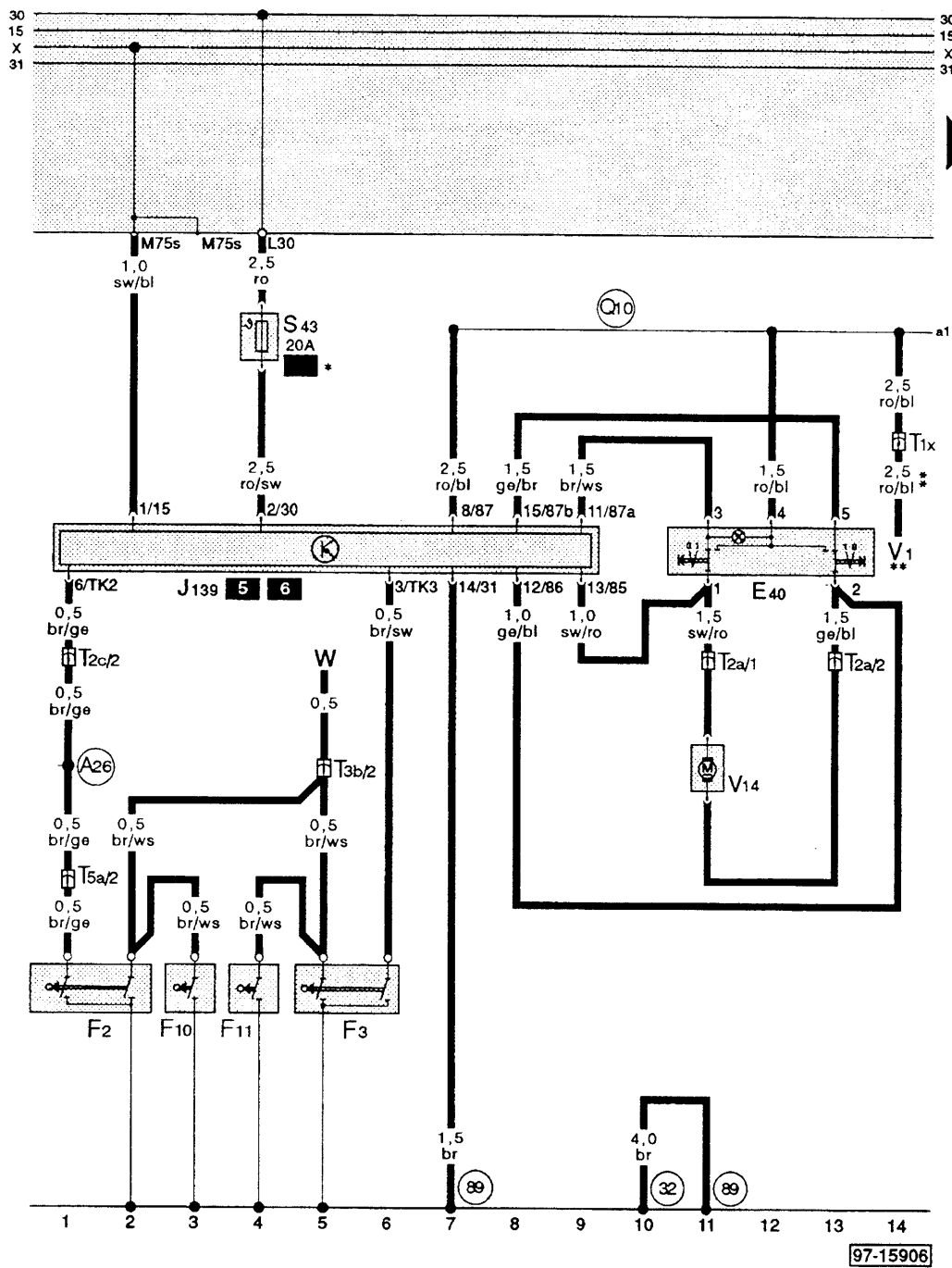


Relay locations:

Fuse colours

- 30 A - green
- 25 A - white
- 20 A - yellow
- 15 A - blue
- 10 A - red
- 5 A - beige

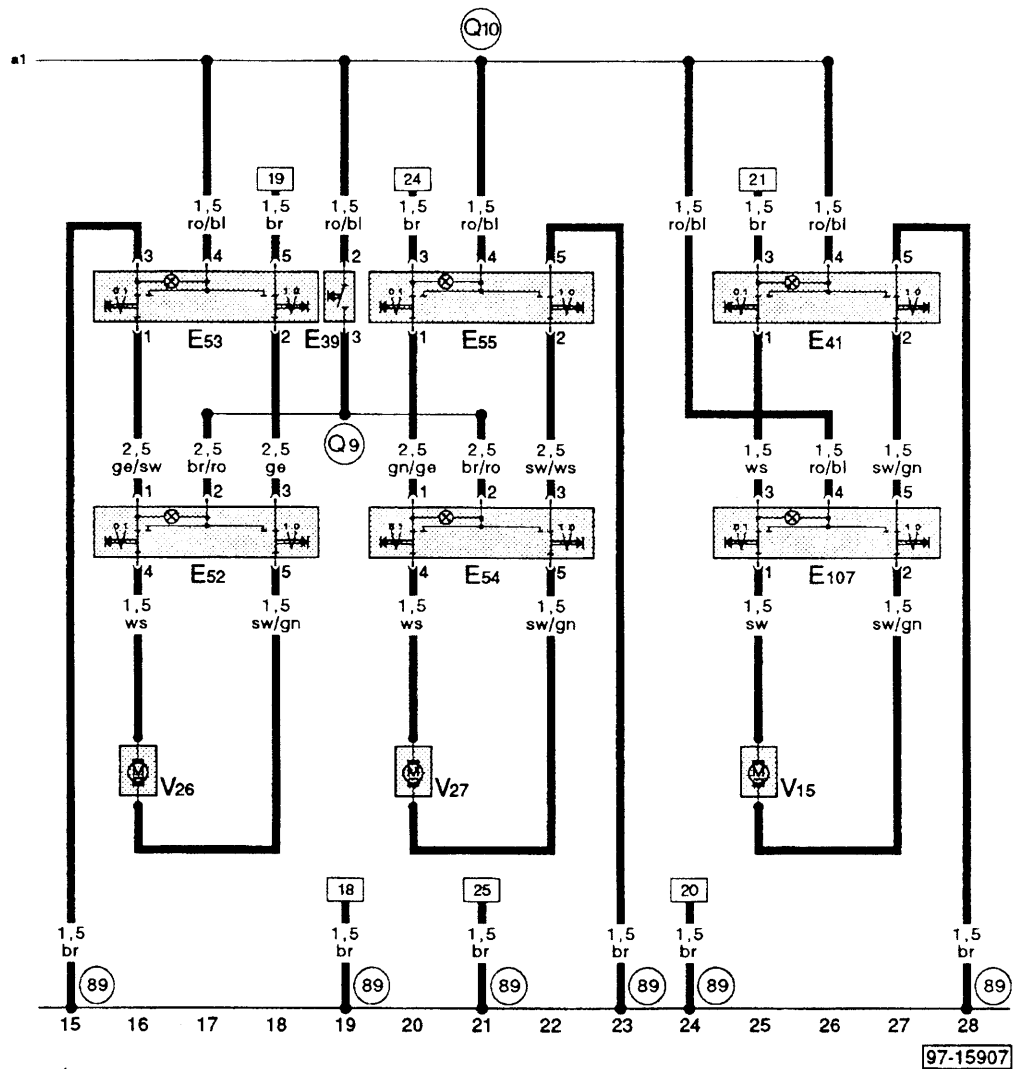

Electric window lifters (4-door)



bl = blue
 br = brown
 ge = yellow
 gn = green
 gr = grey
 li = lilac
 ro = red
 sw = black
 ws = white

- E 40 - Window lifter switch, front left
- F 2 - Front left door contact switch
- F 3 - Front right door contact switch
- F 10 - Rear left door contact switch
- F 11 - Rear right door contact switch
- J 139 - Control unit for window lifter/vent wings
- S 43 - Thermal fuse for window lifters (in aux. relay carrier)
- T 1x - Connector, single, green, behind dash panel, left
- T 2a - Connector, 2-pin, in driver's door
- T 2c - Connector, 2-pin, white, behind dash panel, left
- T 3b - Connector, 3-pin, green, behind dash panel, left
- T 5a - Connector, 5-pin, brown, connector point in aux. relay carrier
- V 1 - Sliding roof motor
- V 14 - Window lifter motor, left
- W - Front interior light
- 32 - Earth point, behind dash panel, left
- 89 - Earth connection -1-, in window lifter wiring
- A26 - Connection (door contact switch/driver's side),
- Q10 - Positive (+) connection (87), in window lifter/ and sliding roof central locking and door contact switch wiring loom
- * - Connect to any free relay position
- ** - Only with electric sliding roof equipment

Electric window lifters (4-door)



Wiring colours:

- ws = white
- sw = black
- ro = red
- br = brown
- gn = green
- bl = blue
- gr = grey
- li = purple
- ge = yellow

- E 39 – Rear window lifter isolation switch
- E 41 – Window lifter switch, front right
- E 52 – Rear left window lifter switch (in door)
- E 53 – Rear left window lifter switch (in console)
- E 54 – Rear right window lifter switch (in door)
- E 55 – Rear right window lifter switch (in console)
- E 107 – Switch for window lifter (in passenger's door)
- V 15 – Window lifter motor, right
- V 26 – Window lifter motor, rear left
- V 27 – Window lifter motor, rear right
- Ⓢ9 – Earth connection – 1 –, in window lifter wiring loom
- Ⓢ9 – Connection in window lifter wiring loom
- Ⓢ10 – Positive (+) connection (87), in window lifter/central locking and door contact switch wiring loom