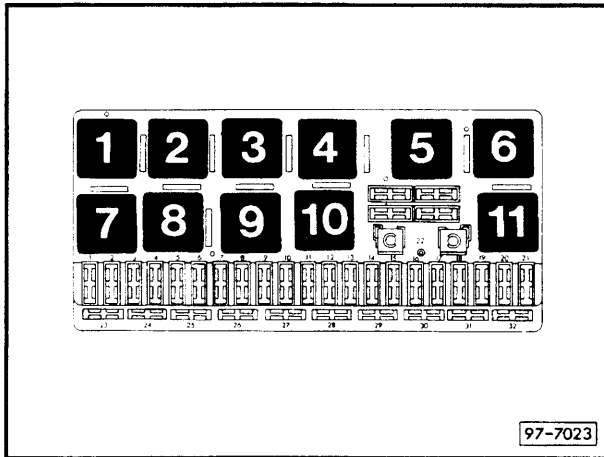


# Ellipsoidal headlights (twin headlamp) for 2.2 ltr. Motronic, 169 kW, 5-cylinder, -S2-

from July 1993

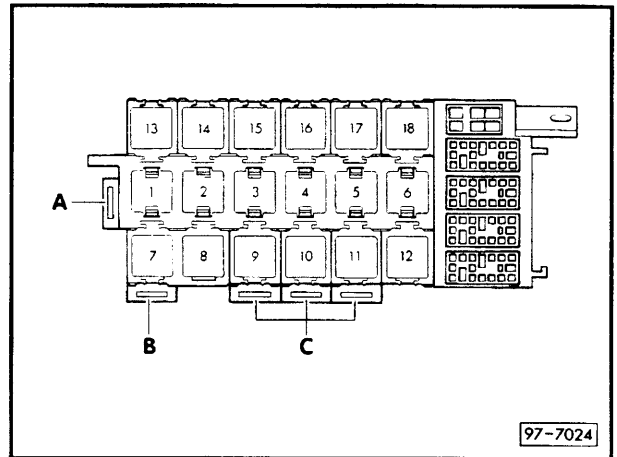
Relay locations  
also see "Fitting Locations"

Relay plate with fuse holder:



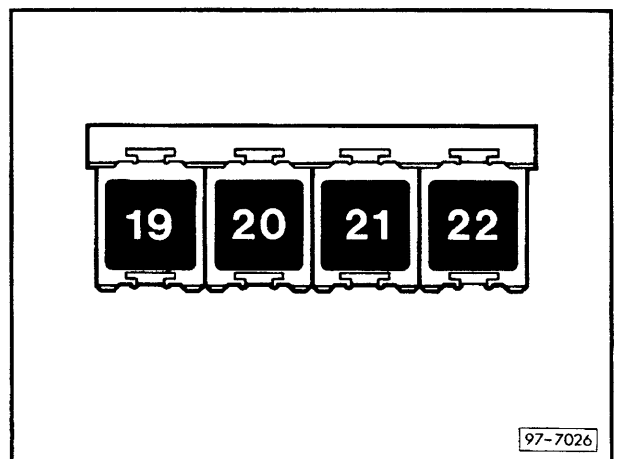
Relay locations:

Front auxiliary relay carrier  
(under dash panel at left)



Relay locations:

Rear auxiliary relay carrier  
(under seat bench at left)

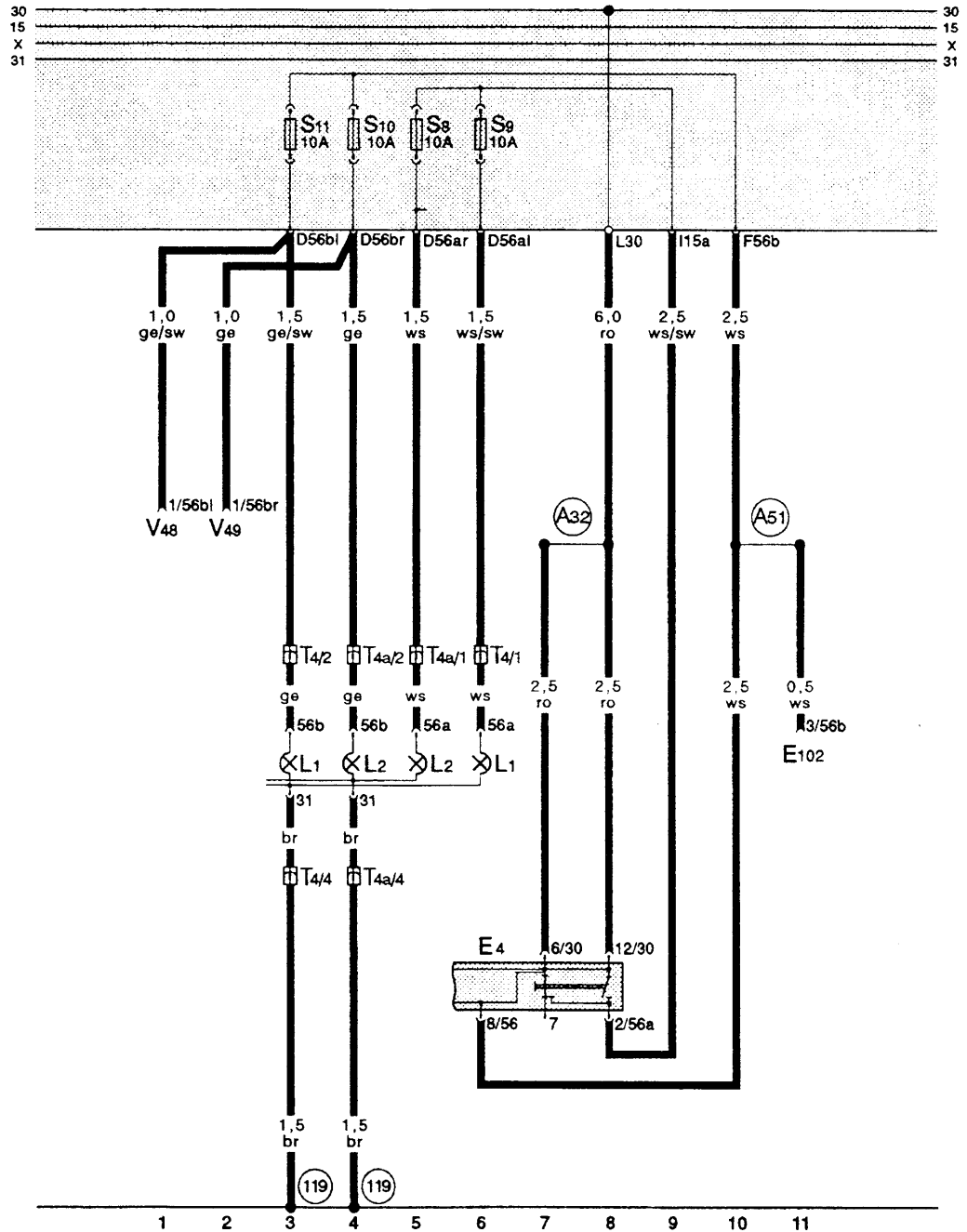


Relay locations:

### Fuse colours

- 30 A - green
- 25 A - white
- 20 A - yellow
- 15 A - blue
- 10 A - red
- 5 A - beige

Ellipsoidal headlights (twin headlamps) for 2.2 ltr. Motronic, 169 kW, 5-cylinder, -S2-



- bl = blue
- br = brown
- ge = yellow
- gn = green
- gr = grey
- li = lilac
- ro = red
- sw = black
- ws = white

- E 4 - Headlight dipper/flasher switch
- E 102 - Headlight beam adjuster
- L 1 - Single filament bulb for headlight, left
- L 2 - Single filament bulb for headlight, right
- T 4 - Connector, 4-pin, near headlight, left
- T 4a - Connector, 4-pin, near headlight, right
- V 48 - Left motor for beam adjustment
- V 49 - Right motor for beam adjustment
- (119) - Earth connection -1-, in headlight wiring loom
- (A32) - Positive (+) connection (30), in dash panel wiring loom
- (A51) - Connection (56), in dash panel wiring loom

97-15567