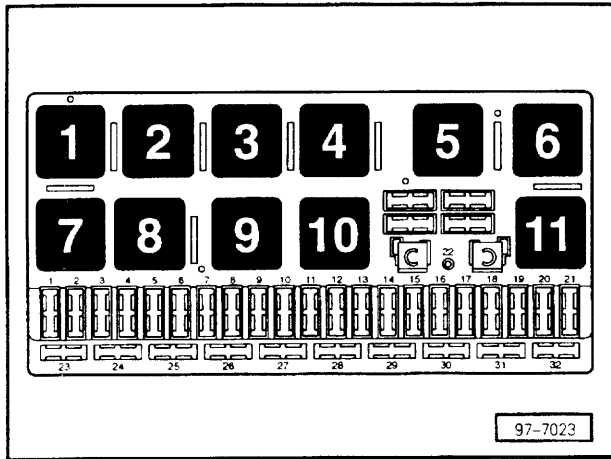


Servotronic

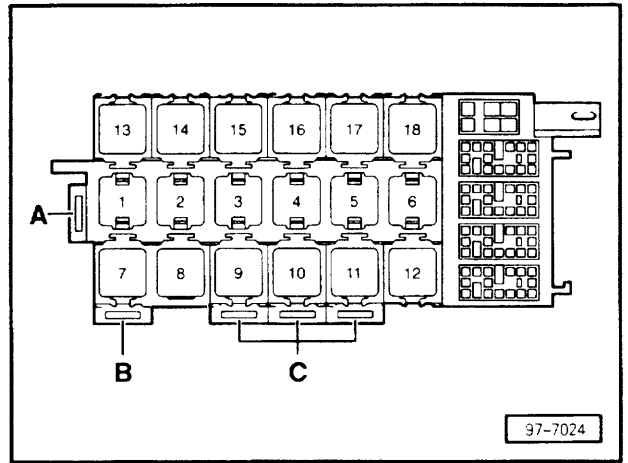
from July 1993

Position of relays
also refer to section "Fitting Locations"


Relay plate with fuse box:



Auxiliary relay carrier, front
(under dash panel, left)



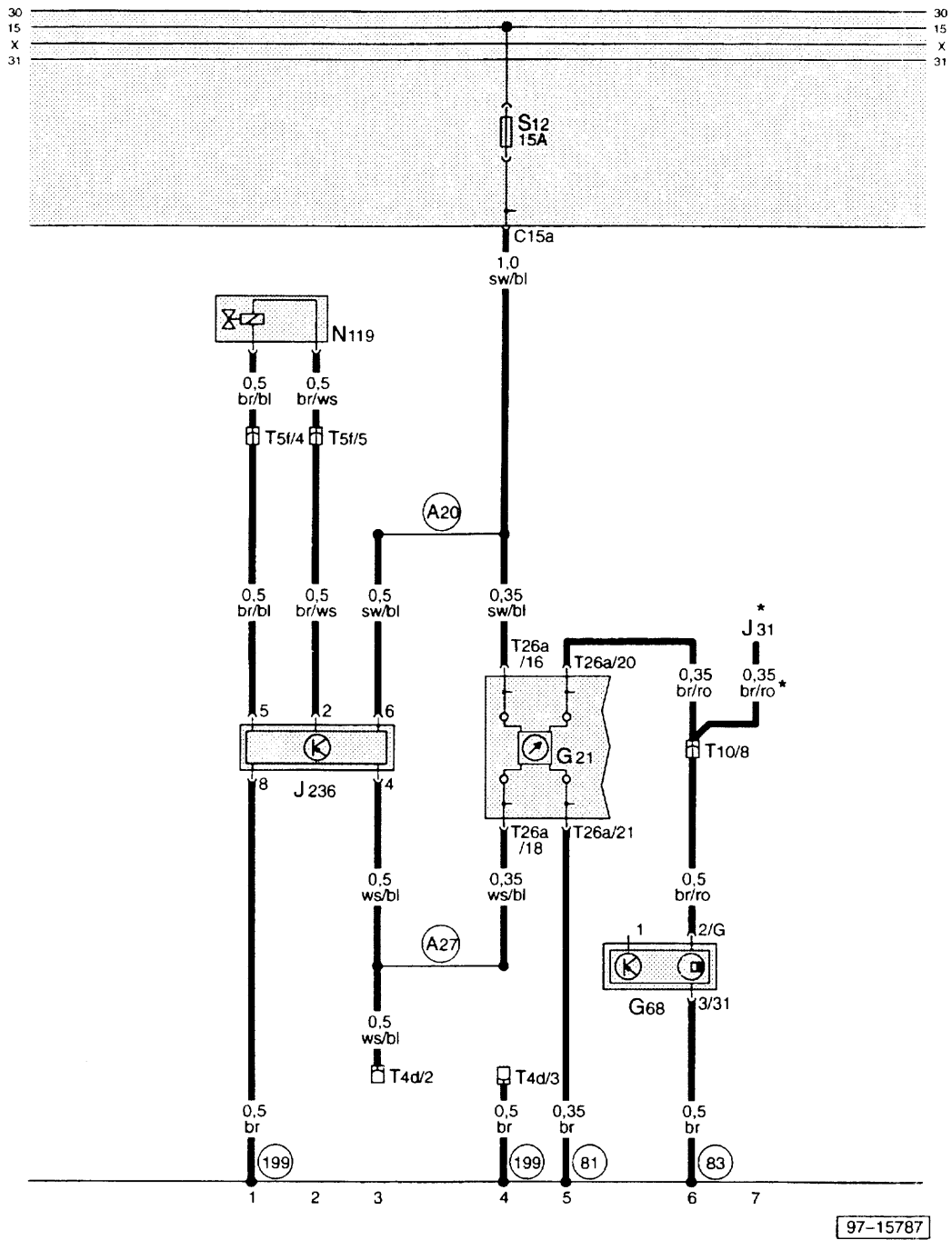
Auxiliary relay carrier, rear
(under seat bench, left)



Fuse colours:

- 30 A - green
- 25 A - white
- 20 A - yellow
- 15 A - blue
- 10 A - red
- 5 A - beige

Servotronic



- G21 - Speedometer
- G68 - Road speed sender
- J31 - Intermittent wash/wipe relay
- J236 - Servotronic control unit
- N119 - Servotronic solenoid valve
- T4d - 4-pin connector, black, behind dash panel
- T5f - 5-pin connector, blue, behind dash panel
- T10 - 10-pin connector, black, connector point in auxiliary relay carrier
- T26a - 26-pin connector, blue, on dash panel insert

- 81 - Earth connection -1-, in dash panel wiring harness
- 83 - Earth connection -1-, in wiring harness, front right
- 199 - Earth connection -3-, in dash panel wiring harness
- A20 - Connection (15a), in dash panel wiring harness
- A27 - Connection (speed signal), in dash panel wiring harness

* - Applicable from 1998 model year