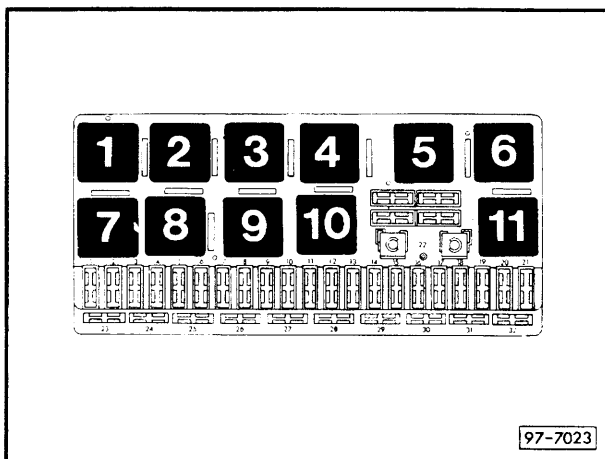


Airbag for driver and front passenger

From October 1993

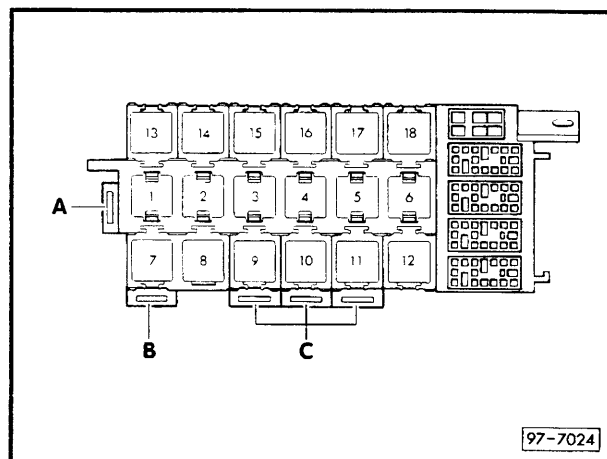
Position of relays – see also “Fitting Locations”

Relay plate with fuse holder:



Positions of relays:

Auxiliary relay carrier, front (under dash panel, left)




Positions of relays:

9 – Relay for airbag warning lamp

Fuse colours

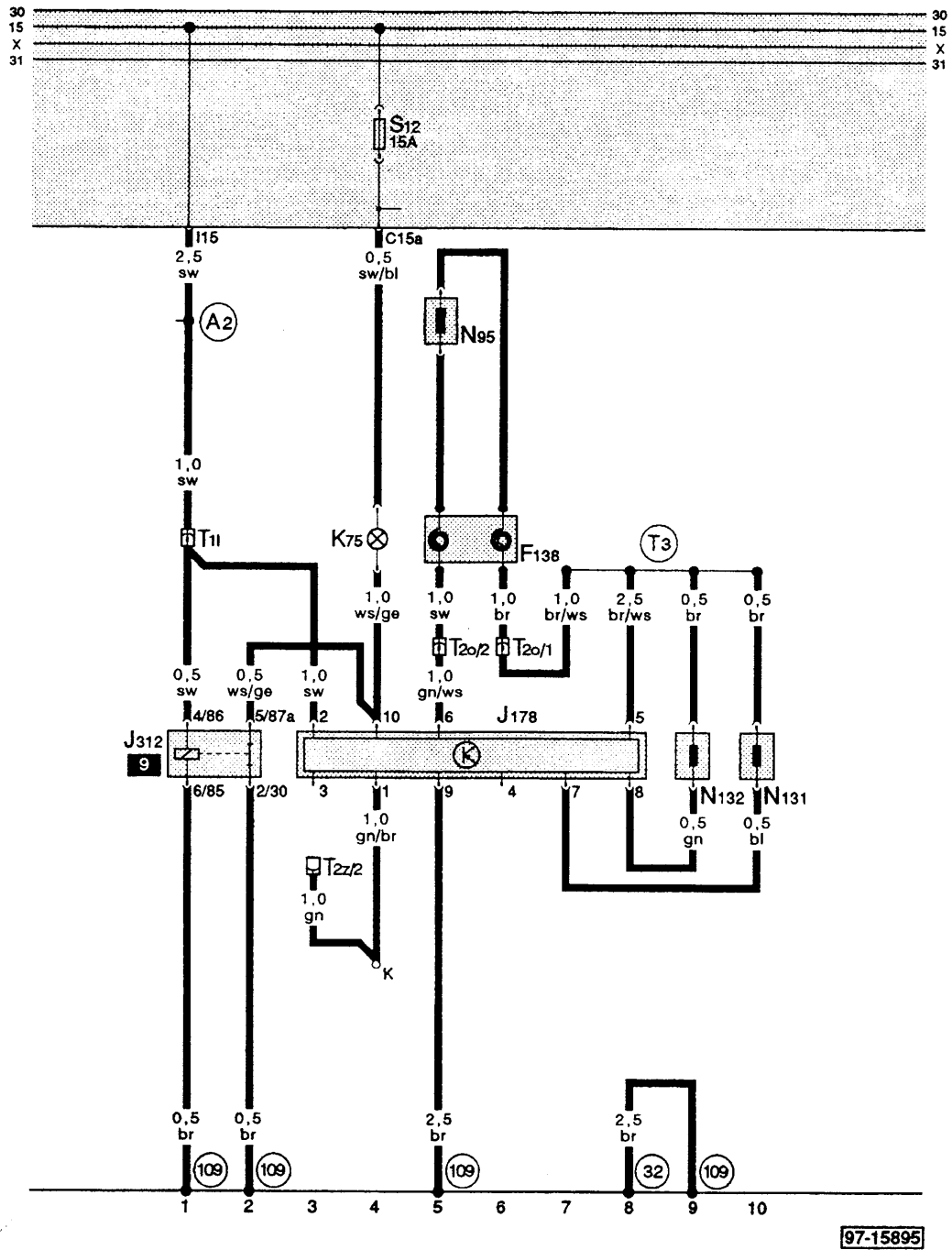
- 30 A – green
- 25 A – white
- 20 A – yellow
- 15 A – blue
- 10 A – red
- 5 A – beige

Auxiliary relay carrier, rear (under seat bench, left)



Positions of relays:

Airbag for driver and front passenger



Wiring colours:

- ro = red
- sw = black
- br = brown
- ge = yellow
- gn = green
- bl = blue
- gr = grey
- ws = white
- li = purple

- F 138 – Coil spring for airbag
- J 178 – Airbag triggering unit
- J 312 – Airbag warning lamp relay
- K 75 – Airbag warning lamp
- N 95 – Airbag igniter – driver side
- N 131 – Igniter 1 for airbag – passenger side
- N 132 – Igniter 2 for airbag – passenger side
- T 11 – Connector single, red, behind dash panel, left
- T 20 – Connector 2 pin, red, behind dash panel, left
- T 2z – Connector 2 pin, white, in plenum chamber, near relay plate (diagnosis plug)
- Ⓣ – Earth point, behind dash panel, left
- Ⓜ – Earth connection, in airbag wiring loom
- Ⓟ – Positive (+) connection (15), in dash panel wiring loom
- Ⓠ – Connection, in airbag wiring loom
- K – Wiring adaptor for diagnosis plug (K-wire)

Note: The wiring adapters are mounted on the frame of the relay plate (in plenum chamber)