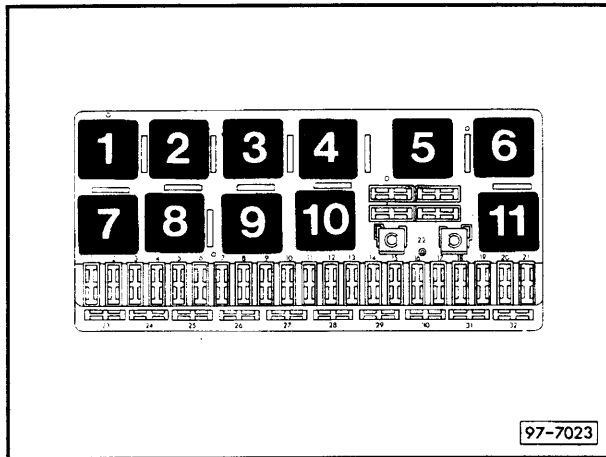


**Radio Gamma with passive loudspeakers, Audi 80**

from July 1992

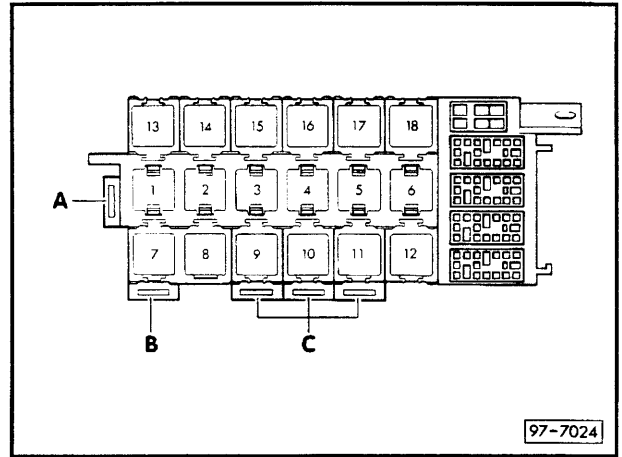
**Position of relays –**  
also see “Fitting Locations”

**Relay plate with fuse holder:**



**Position of relays:**

**Auxiliary relay carrier, front**  
(under dash panel, left)

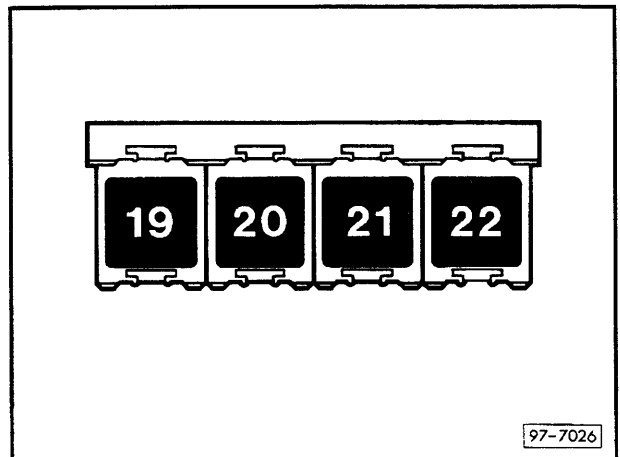


**Position of relays:**

**Fuse colours**

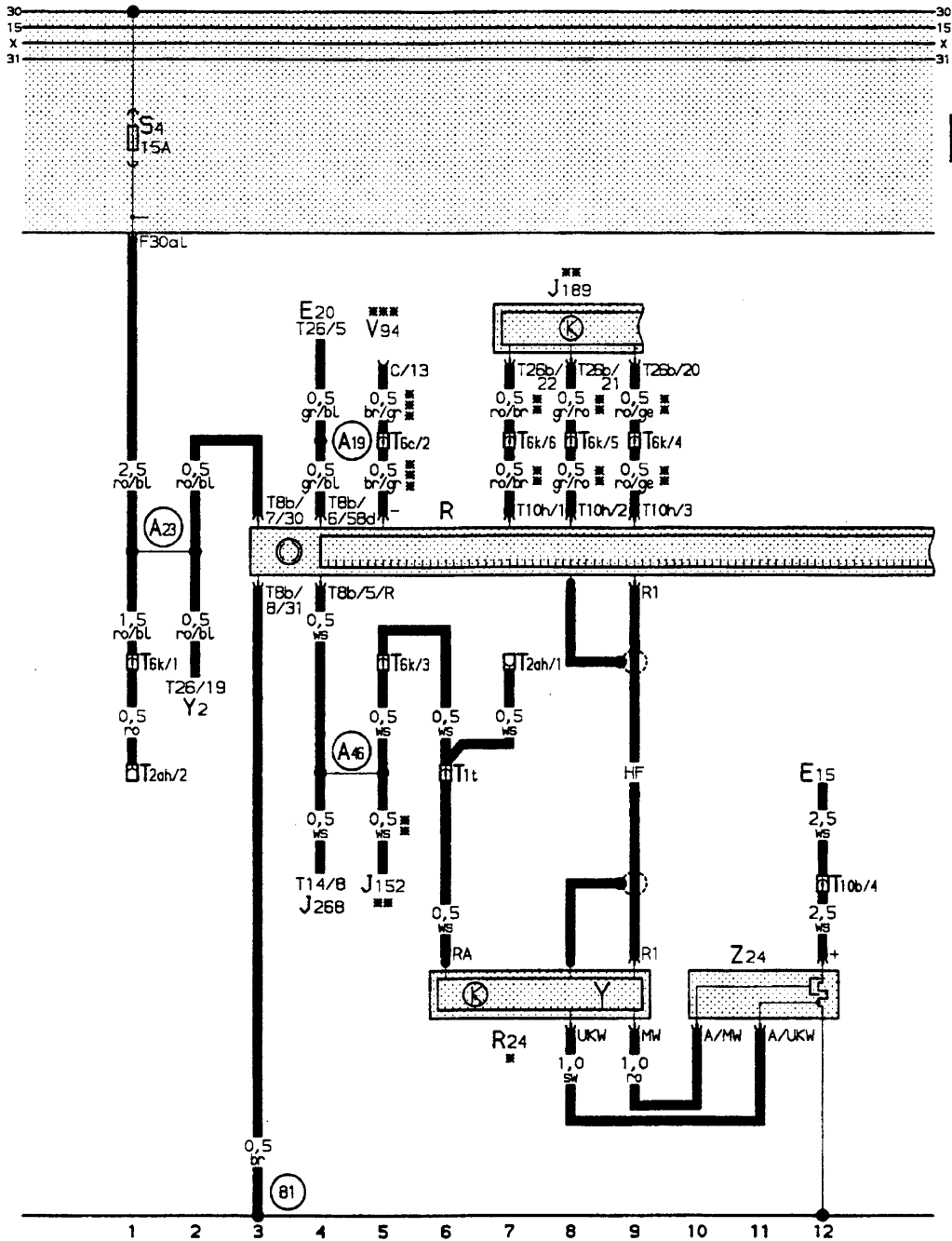
- 30 A – green
- 25 A – white
- 20 A – yellow
- 15 A – blue
- 10 A – red
- 5 A – beige

**Auxiliary relay carrier, rear**  
(under rear seat bench, left)



**Position of relays:**

Radio Gamma with passive loudspeakers



Wiring colours:

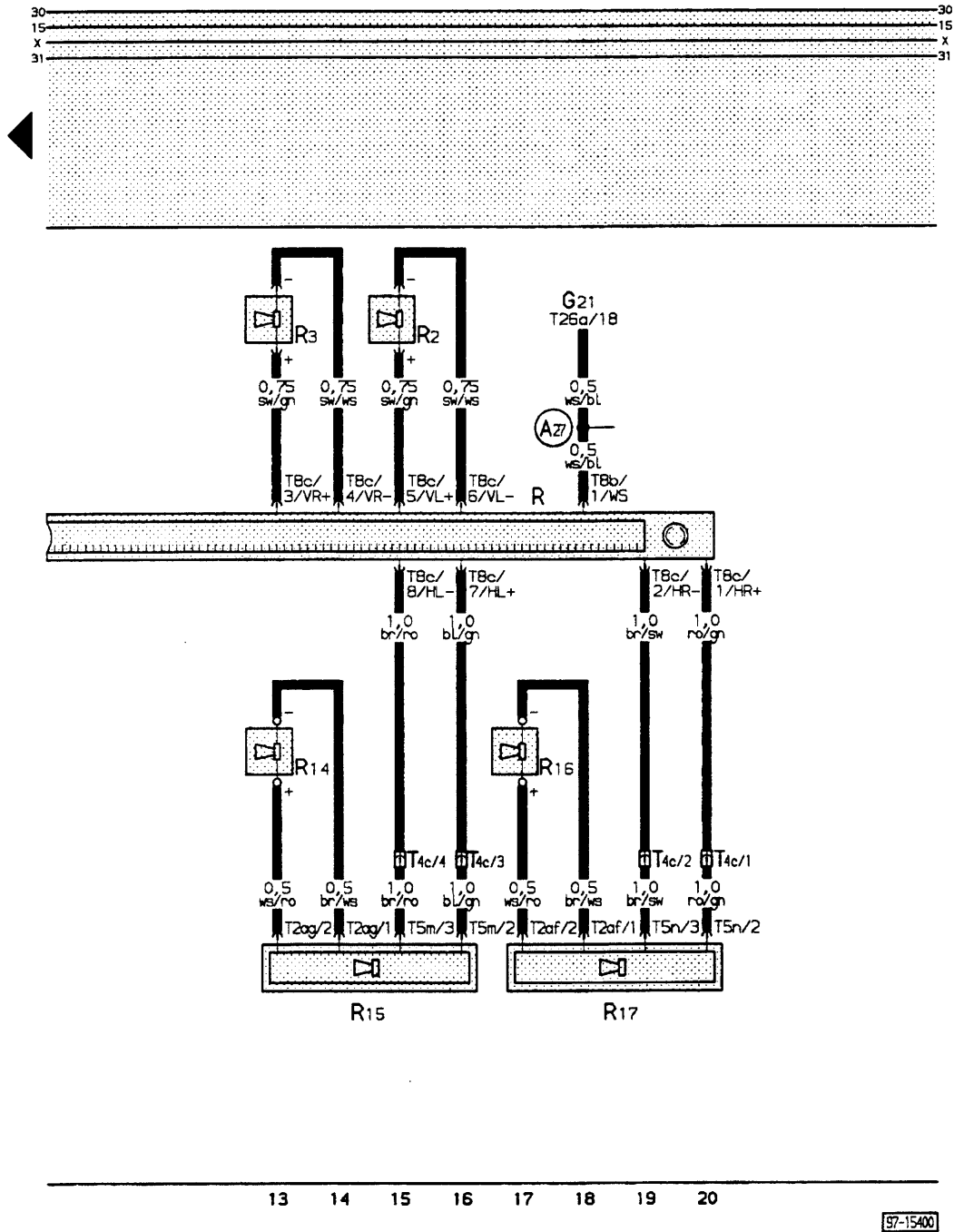
- bl = blue
- br = brown
- ge = yellow
- gn = green
- gr = grey
- li = purple
- ro = red
- sw = black
- ws = white

- E 15 – Heated rear window switch
- E 20 – Switches and instruments – lighting control
- J 152 – Buzzer for side lights and radio
- J 268 – Control unit for mini-check-system
- R – Radio
- R 24 – Aerial booster
- T 1t – Connector single, red, in luggage boot, left
- T 2ah – Connector 2 pin, in luggage boot, left
- T 6c – Connector 6 pin, black, behind dash panel, left
- T 6k – Connector 6 pin, black, behind console
- T 8b – Connector 8 pin, on radio
- T 10b – Connector 10 pin, brown, connector point in aux. relay carrier
- T 10h – Connector 10 pin, red, on radio
- T 14 – Connector 14 pin, white, on dash panel insert (mini-check system)
- T 26 – Connector 26 pin, yellow, on dash panel insert
- ⓑ1 – Earth connection – 1 –, in dash panel wiring loom

- Ⓐ19 – Connection (58d), in dash panel wiring loom
- Ⓐ23 – Connection (30a), in dash panel wiring loom
- Ⓐ46 – Positive (+) connection (30 – from radio), in dash panel wiring loom
- \* – Diagram shows rear window aerial  
– For normal telescopic aerial see CFD for radio Alpha and radio Beta  
– For automatic power aerial see radio Gamma with active loudspeakers
- \*\* – only with auto-check system
- \*\*\* – only with anti-theft alarm system

97-15389

Radio Gamma with passive loudspeakers



- G 21 – Speedometer
- R – Radio
- R 2 – Front left loudspeaker
- R 3 – Front right loudspeaker
- R 14 – Treble loudspeaker rear left
- R 15 – Bass loudspeaker rear left
- R 16 – Treble loudspeaker rear right
- R 17 – Bass loudspeaker rear right
- T 2af – Connector 2 pin, on loudspeaker, rear right
- T 2ag – Connector 2 pin, on loudspeaker, rear left
- T 4c – Connector 4 pin, black, behind console
- T 5m – Connector 5 pin, on loudspeaker rear left
- T 5n – Connector 5 pin, on loudspeaker rear right
- T 8b – Connector 8 pin, on radio
- T 8c – Connector 8 pin, on radio
- T 26a – Connector 26 pin, blue, on dash panel insert
- (AZ) – Connection (speed signal), in dash panel wiring loom