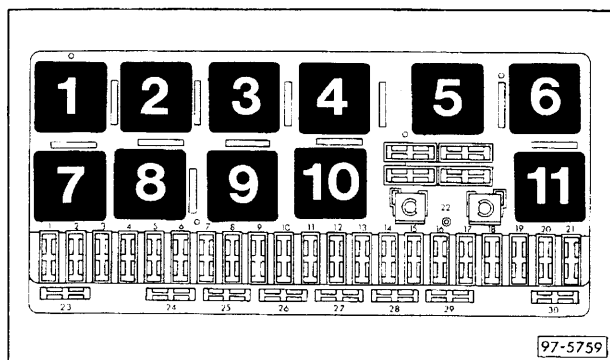


Towing bracket with Auto-check system, Audi Coupé

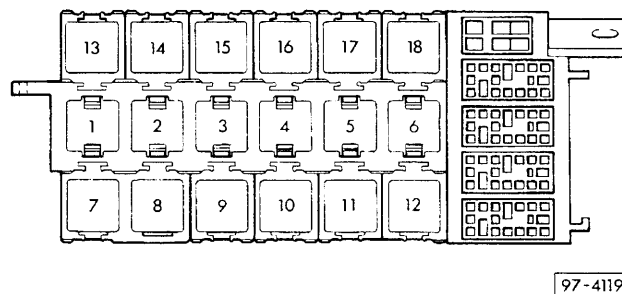
from June 1990

Positions of relays:
also see "Fitting Locations"

Relay plate with fuse holder:



Auxiliary relay carrier:

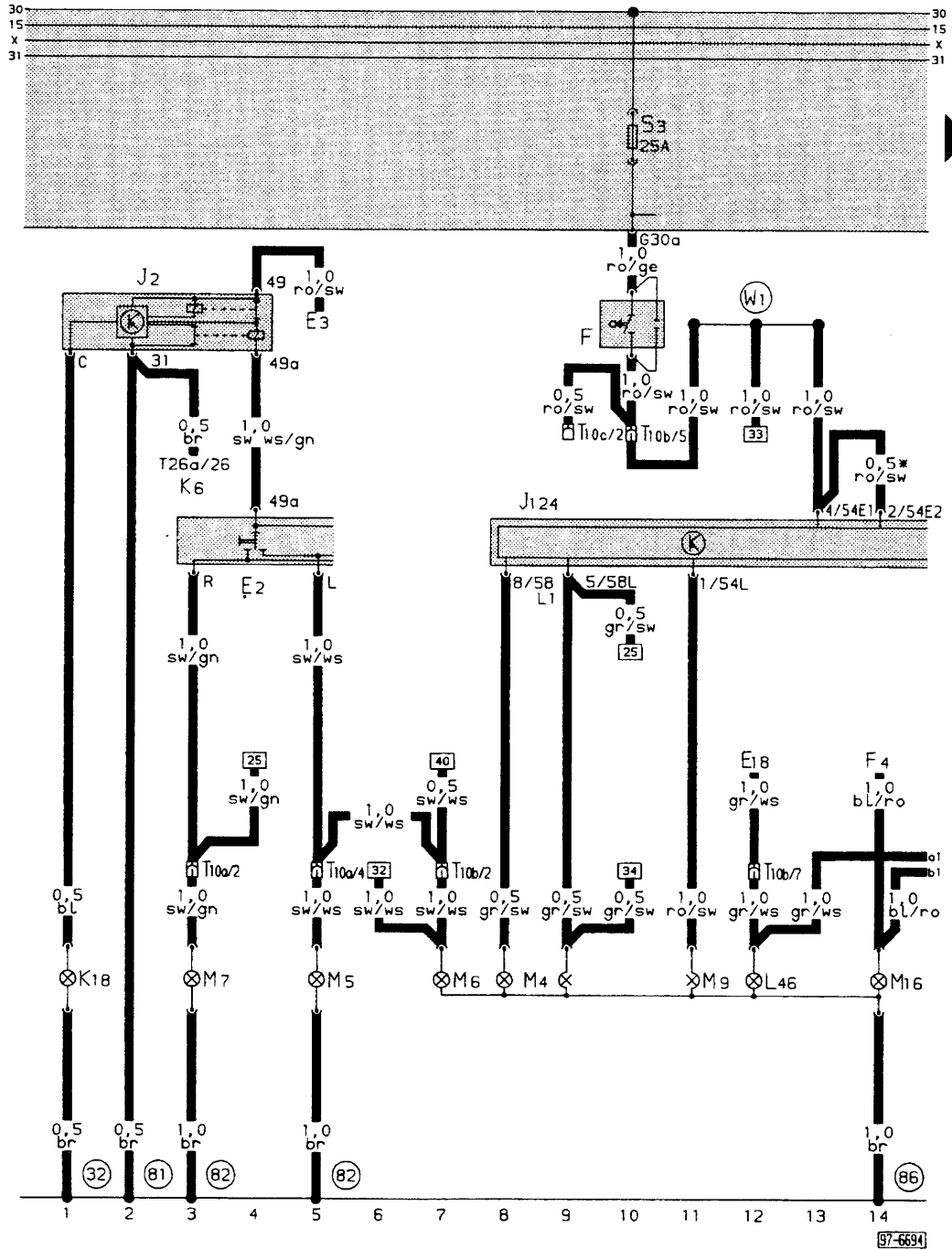


6 – Bulb monitoring device, front

Fuse colours

- 30 A – green
- 25 A – colourless (white)
- 20 A – yellow
- 15 A – blue
- 10 A – red
- 5 A – light brown

Towing bracket with Auto-check system Audi Coupé



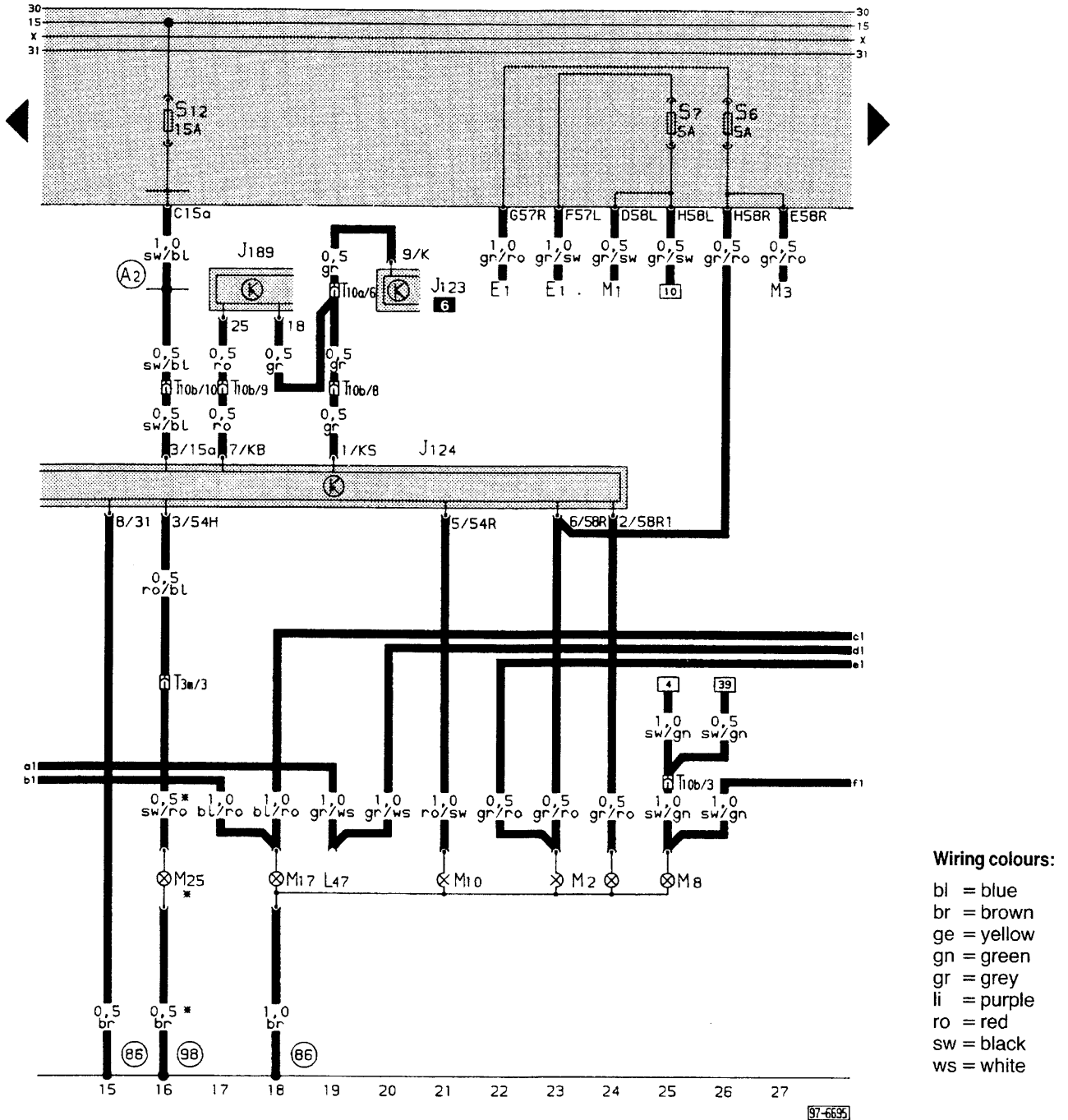
Wiring colours:

- bl = blue
- br = brown
- ge = yellow
- gn = green
- gr = grey
- li = purple
- ro = red
- sw = black
- ws = white

- E 2 – Turn signal switch
- E 3 – Emergency light switch
- E 18 – Rear fog light switch
- F – Brake light switch
- F 4 – Reversing light switch
- J 2 – Emergency light relay
- J 124 – Bulb monitoring device, rear
- K 6 – Emergency light system warning lamp
- K 18 – Trailer operation warning lamp
- L 46 – Rear fog light bulb, left
- M 4 – Tail light bulb, left
- M 5 – Front left turn signal bulb
- M 6 – Rear left turn signal bulb
- M 7 – Front right turn signal bulb
- M 9 – Brake light bulb, left
- M 16 – Reversing light bulb, left
- T 10a – Connector 10 pin, yellow, connector point in aux. relay carrier

- T 10b – Connector 10 pin, brown, connector point in aux. relay carrier
- T 10c – Connector 10 pin, green, connector point in aux. relay carrier
- T 26a – Connector 26 pin, blue, dash panel insert
- Ⓣ – Earth point, behind dash panel, left
- Ⓢ – Earth connection – 1 –, in dash panel wiring loom
- Ⓣ – Earth connection – 1 –, in front left wiring loom
- Ⓢ – Earth connection – 1 –, in rear wiring loom
- Ⓢ – Positive (+) connection (54) in rear wiring loom
- * – only in vehicles with high-mounted brake light

Towing bracket with Auto-check system, Audi Coupé



Wiring colours:

- bl = blue
- br = brown
- ge = yellow
- gn = green
- gr = grey
- li = purple
- ro = red
- sw = black
- ws = white

- E 1 – Lighting switch
- J 123 – Bulb monitoring device, front
- J 124 – Bulb monitoring device, rear
- J 189 – Auto-check system
- L 47 – Rear fog light bulb, right
- M 1 – Side light bulb, left
- M 2 – Tail light bulb, right
- M 3 – Side light bulb, right
- M 8 – Rear right turn signal bulb
- M 10 – Brake light bulb, right
- M 17 – Reversing light bulb, right
- M 25 – Bulb for high-mounted brake light
- T 3m – Connector 3 pin, black, in luggage boot, left
- T 10a – Connector 10 pin, yellow, connector point in aux. relay carrier
- T 10b – Connector 10 pin, brown, connector point in aux. relay carrier
- Ⓠ – Earth connection – 1 –, in rear wiring loom
- Ⓡ – Earth connection, in tailgate wiring loom
- Ⓐ – Positive (+) connection (15a), in dash panel wiring loom
- * – only in vehicles with high-mounted brake light

